

ASBESTOS BULK SAMPLE COLLECTION & ANALYSIS

FOR THE PROPERTY AT:

13400 West Outer Drive
Detroit, MI 48239



ETC Job #: 283121

Prepared For:

Detroit Diesel Corporation
13400 West Outer Drive
Detroit, MI 48239
313-592-7086

Date of Inspection: 10/15/2025

Date of Report: 10/23/2025

Field Work Conducted By:



Curtis DeBellefeuille

Michigan Asbestos Inspector License #: A53590

Inspector's E-Mail: Curtis.DeBellefeuille@2etc.com

Report Reviewed and Approved by: Mark Smith



38900 West Huron River Drive
Romulus, MI 48174
734-955-6600
www.2etc.com

Dear Michele Buckler:

As per your request, Environmental Testing & Consulting, Inc. (ETC) collected bulk samples. These samples were collected from 13400 West Outer Drive, Detroit, MI 48239 (M-1 Lab & E-4 Lab).

ETC attempted to take samples that were representative of the entire substance in question. It is standard industry practice to take a minimum of three (3) samples of each type of material in question, this practice was followed unless specifically not needed.

All bulk samples were analyzed using Polarized Light Microscopy (PLM). This is the method of choice recognized by the Environmental Protection Agency (EPA). The PLM method serves several functions: 1) its main purpose is to identify fibrous asbestos in bulk samples and 2) it is used to distinguish between the various types of asbestos within the sample.

When an asbestos bulk sample is received in the laboratory, several representative portions of the sample is removed and put into a labeled petri dish. The sample parts are then extracted using forceps. These extracted fibers are then placed on a microscopy slide and mounted using a liquid of similar refractive indices.

After mounting, the fibers are identified using PLM, supplemented by dispersion staining. After fiber identification, estimation is made as to the percentage of asbestos. The estimated percentages are based on size, number, shape, density of each of the components, and on comparison to a standard set of samples previously quantitated by the interim Research Triangle Institute (RTI) method.

Summary of Results

The results of this sampling are compiled on the enclosed table(s) found at the end of this report.

- **Pipe Insulation/Mag (Grey) was found to be positive for hazardous asbestos**
- **Pipe Insulation/Packing (Grey) was found to be positive for hazardous asbestos**

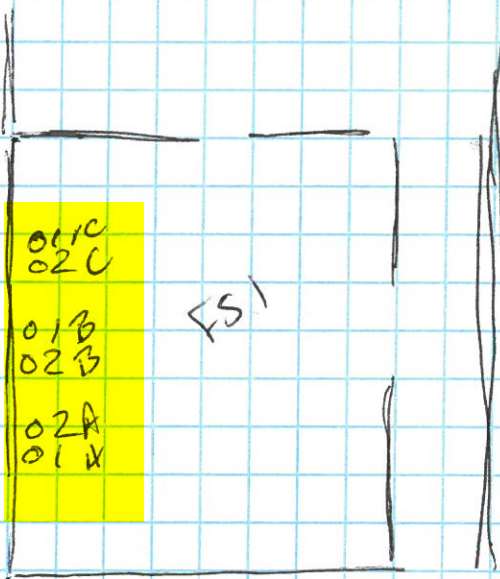
The EPA limit for asbestos content is greater than one (1) percent. Any samples containing more than one (1) percent asbestos are considered to be asbestos-containing materials (ACM), however, any samples containing one (1) percent or less asbestos are not ACM. **Please note that according to EPA protocol any results below ten (10) percent asbestos content should be point counted. For this reason, any results reported as less than ten (10) percent should be considered preliminary only and should be point counted.**

Please note that analysis of floor tile and other resin bound materials by EPA Method 600/M4-82-020 December 1982 may yield false negative results because of the method limitations in separating closely bound fibers and in detecting fibers of small length and diameter. When analysis of such materials by the EPA Method yields negative results for the presence of asbestos, ETC recommends utilizing alternative methods of identification including Transmission Electron Microscopy.

Thank you for selecting ETC. It has been a pleasure working with you. Further environmental services are available upon request. If you have any questions regarding this report, please feel free to contact me at (734) 955-6600.

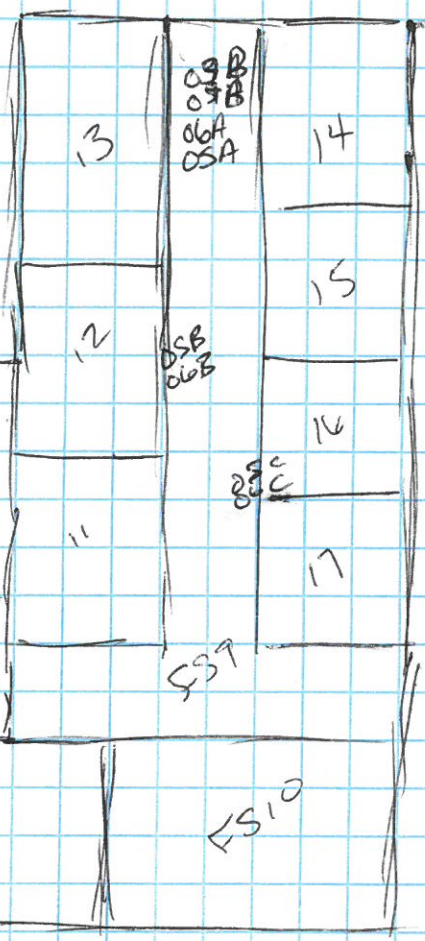


38900 West Huron River Drive
Romulus, MI 48174
734-955-6600
www.2etc.com



E4 lab

Met lab



03C
04C
FS6



Material 01A



Material 01B



Material 01C



Material 02A



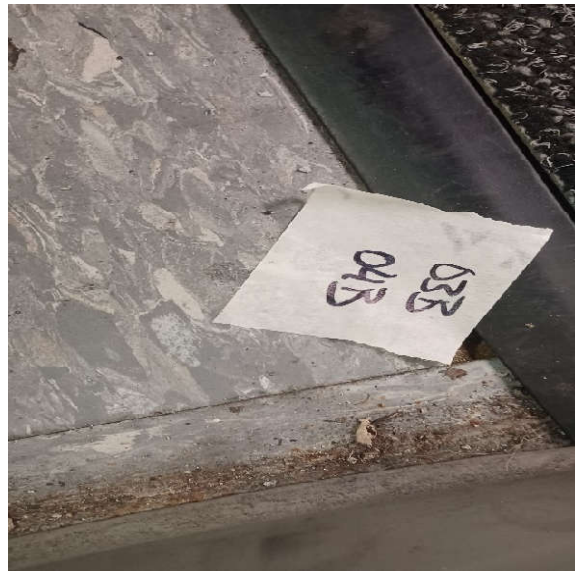
Material 02B



Material 02C




Material 03A, 04A



Material 03B, 04B



Material 03C, 04C



Material 05A, 06A



Material 05B, 06B



Material 05C, 06C



To: Environmental Testing And Consulting Inc.
38900 Huron River Drive
Romulus, MI 48174

ETL Job: 283121
Client Project: 283121

Attention: Michele Buckler
Project Location: 13400 W. Outer Drive, Detroit, MI

Lab Sample Number	Client Sample Number	Sample Type	Sampled	Completed	Analyst
1827927	1A	Asbestos	10/15/2025	10/20/2025	Chris Canilao
1827928	1B	Asbestos	10/15/2025	10/20/2025	Chris Canilao
1827929	1C	Asbestos	10/15/2025	10/20/2025	Chris Canilao
1827930	2A	Asbestos	10/15/2025	10/20/2025	Chris Canilao
1827931	2B	Asbestos	10/15/2025	10/20/2025	Chris Canilao
1827932	2C	Asbestos	10/15/2025	10/20/2025	Chris Canilao
1827933	3A	Asbestos	10/15/2025	10/20/2025	Chris Canilao
1827934	3B	Asbestos	10/15/2025	10/20/2025	Chris Canilao
1827935	3C	Asbestos	10/15/2025	10/20/2025	Chris Canilao
1827936	4A	Asbestos	10/15/2025	10/20/2025	Chris Canilao
1827937	4B	Asbestos	10/15/2025	10/20/2025	Chris Canilao
1827938	4C	Asbestos	10/15/2025	10/20/2025	Chris Canilao
1827939	5A	Asbestos	10/15/2025	10/20/2025	Chris Canilao
1827940	5B	Asbestos	10/15/2025	10/20/2025	Chris Canilao
1827941	5C	Asbestos	10/15/2025	10/20/2025	Chris Canilao
1828884	006A	Asbestos	10/15/2025	10/20/2025	Chris Canilao

Lab Sample Number	Client Sample Number	Sample Type	Sampled	Completed	Analyst
1828885	006B	Asbestos	10/15/2025	10/20/2025	Chris Canilao
1828886	006C	Asbestos	10/15/2025	10/20/2025	Chris Canilao

Reviewed by:

Dawson Bradley

Summary

Method	Sample	Layer	Mastic
PLM	18	8	

Polarized Light Microscopy Asbestos Analysis Report

To : Environmental Testing And Consulting Inc.
 38900 Huron River Drive
 Romulus, MI 48174

ETL Job : 283121
Client Project : 283121
Date Collected : 10/15/2025
Date Received : 10/15/2025

Location : 13400 W. Outer Drive, Detroit, MI

Sample	Description	Appearance	% Fibrous	% Non-Fibrous	% Asbestos
1827927 1A FS1 Layer-1 Analyst: Chris Canilao Date Analyzed : 10/20/2025	Pipe Insulation / Mag - Grey - HA(1)	Grey Fibrous Homogenous	PLM Trace Cellulose	PLM 60% Other	PLM 40% Chrysotile
1827927 1A FS1 Layer-2 Analyst: Chris Canilao Date Analyzed : 10/20/2025	Fibrous Backing	Grey Fibrous Homogenous	PLM 98% Cellulose	PLM 2% Other	PLM None Detected
1827928 1B FS1 Layer-1 Analyst: Chris Canilao Date Analyzed : 10/20/2025 Layer Not Analyzed		Positive Stop			
1827928 1B FS1 Layer-2 Analyst: Chris Canilao Date Analyzed : 10/20/2025	Fibrous Backing	Grey Fibrous Homogenous	PLM 98% Cellulose	PLM 2% Other	PLM None Detected
1827929 1C FS1 Layer-1 Analyst: Chris Canilao Date Analyzed : 10/20/2025 Layer Not Analyzed		Positive Stop			
1827929 1C FS1 Layer-2 Analyst: Chris Canilao Date Analyzed : 10/20/2025	Fibrous Backing	Grey Fibrous Homogenous	PLM 98% Cellulose	PLM 2% Other	PLM None Detected

ETL, Inc. maintains liability limited to cost of analysis. This report relates only to the samples reported and may not be reproduced without written approval by ETL, Inc. Test Method EPA 600/R-93-116 & EPA 600/M4-82/020 or NYSDOH-ELAP item 198.1 and/or 198.6 was used to analyze all samples. Matrix interference and/or resolution limits (i.e. detecting asbestos in non-friable organically bound materials) may yield false results in certain circumstances. Quantitative transmission electron microscopy (TEM) is currently the only method that can pronounce materials as non-asbestos containing. Interpretation and use of test results are the responsibility of the client. ETL, Inc. is not responsible for the accuracy of the results when requested to physically separate and analyze layered samples. Any PLM results below 10% should be re-analyzed using the EPA recommended Point Count method. Any material that has greater than 1% asbestos content is considered to be an Asbestos Containing Material (ACM). These materials are regulated by both OSHA and the EPA and must be treated accordingly. Results are related to only to samples that were tested. An estimate of uncertainty can be provided at the client's request.

Polarized Light Microscopy Asbestos Analysis Report

To : Environmental Testing And Consulting Inc.
 38900 Huron River Drive
 Romulus, MI 48174

ETL Job : 283121
Client Project : 283121
Date Collected : 10/15/2025
Date Received : 10/15/2025

Location : 13400 W. Outer Drive, Detroit, MI

Sample	Description	Appearance	% Fibrous	% Non-Fibrous	% Asbestos
1827930 2A FS1 Layer-1 Analyst: Chris Canilao Date Analyzed : 10/20/2025	Pipe Insulation / Packing - Grey - HA(2)	Grey Fibrous Homogenous	PLM Trace Cellulose	PLM 60% Other	PLM 40% Chrysotile
1827930 2A FS1 Layer-2 Analyst: Chris Canilao Date Analyzed : 10/20/2025	Fibrous Backing	Grey Fibrous Homogenous	PLM 98% Cellulose	PLM 2% Other	PLM None Detected
1827931 2B FS1 Layer-1 Analyst: Chris Canilao Date Analyzed : 10/20/2025 Layer Not Analyzed		Positive Stop			
1827931 2B FS1 Layer-2 Analyst: Chris Canilao Date Analyzed : 10/20/2025	Fibrous Backing	Grey Fibrous Homogenous	PLM 98% Cellulose	PLM 2% Other	PLM None Detected
1827932 2C FS1 Layer-1 Analyst: Chris Canilao Date Analyzed : 10/20/2025 Layer Not Analyzed		Positive Stop			
1827932 2C FS1 Layer-2 Analyst: Chris Canilao Date Analyzed : 10/20/2025	Fibrous Backing	Grey Fibrous Homogenous	PLM 98% Cellulose	PLM 2% Other	PLM None Detected

ETL, Inc. maintains liability limited to cost of analysis. This report relates only to the samples reported and may not be reproduced without written approval by ETL, Inc. Test Method EPA 600/R-93-116 & EPA 600/M4-82/020 or NYSDOH-ELAP item 198.1 and/or 198.6 was used to analyze all samples. Matrix interference and/or resolution limits (i.e. detecting asbestos in non-friable organically bound materials) may yield false results in certain circumstances. Quantitative transmission electron microscopy (TEM) is currently the only method that can pronounce materials as non-asbestos containing. Interpretation and use of test results are the responsibility of the client. ETL, Inc. is not responsible for the accuracy of the results when requested to physically separate and analyze layered samples. Any PLM results below 10% should be re-analyzed using the EPA recommended Point Count method. Any material that has greater than 1% asbestos content is considered to be an Asbestos Containing Material (ACM). These materials are regulated by both OSHA and the EPA and must be treated accordingly. Results are related to only to samples that were tested. An estimate of uncertainty can be provided at the client's request.

Polarized Light Microscopy Asbestos Analysis Report

To : Environmental Testing And Consulting Inc.
 38900 Huron River Drive
 Romulus, MI 48174

ETL Job : 283121
Client Project : 283121
Date Collected : 10/15/2025
Date Received : 10/15/2025

Location : 13400 W. Outer Drive, Detroit, MI

Sample	Description	Appearance	% Fibrous	% Non-Fibrous	% Asbestos
1827933 3A FS4 Layer-1 Analyst: Chris Canilao Date Analyzed : 10/20/2025	Floor / Tile - Grey - HA(3)	Grey Non-Fibrous Homogenous	PLM Trace Cellulose	PLM 100% Other	PLM None Detected
1827934 3B FS9 Layer-1 Analyst: Chris Canilao Date Analyzed : 10/20/2025	Floor / Tile - Grey - HA(3)	Grey Non-Fibrous Homogenous	PLM Trace Cellulose	PLM 100% Other	PLM None Detected
1827935 3C FS6 Layer-1 Analyst: Chris Canilao Date Analyzed : 10/20/2025	Floor / Tile - Grey - HA(3)	Grey Non-Fibrous Homogenous	PLM Trace Cellulose	PLM 100% Other	PLM None Detected
1827936 4A FS4 Layer-1 Analyst: Chris Canilao Date Analyzed : 10/20/2025	Floor / Tile Mastic - Tan - HA(4)	Tan Non-Fibrous Homogenous	PLM Trace Cellulose	PLM 100% Other	PLM None Detected
1827936 4A FS4 Layer-2 Analyst: Chris Canilao Date Analyzed : 10/20/2025	Adhesive	Clear/Gray Non-Fibrous Homogenous	PLM Trace Cellulose	PLM 100% Other	PLM None Detected



Certificate of Analysis

Environmental Testing Laboratories, Inc.
37575 W Huron River Drive
Romulus, Michigan 48174
(734) 955-6600, Fax: (734) 955-6604

Polarized Light Microscopy Asbestos Analysis Report

To : Environmental Testing And Consulting Inc.
38900 Huron River Drive
Romulus, MI 48174

ETL Job : 283121
Client Project : 283121
Date Collected : 10/15/2025
Date Received : 10/15/2025

Location : 13400 W. Outer Drive, Detroit, MI

Sample	Description	Appearance	% Fibrous	% Non-Fibrous	% Asbestos
1827937 4B FS9 Layer-1 Analyst: Chris Canilao Date Analyzed : 10/20/2025	Floor / Tile Mastic - Tan - HA(4)	Tan Non-Fibrous Homogenous	PLM Trace Cellulose	PLM 100% Other	PLM None Detected
1827937 4B FS9 Layer-2 Analyst: Chris Canilao Date Analyzed : 10/20/2025	Adhesive	Clear/Gray Non-Fibrous Homogenous	PLM Trace Cellulose	PLM 100% Other	PLM None Detected
1827938 4C FS6 Layer-1 Analyst: Chris Canilao Date Analyzed : 10/20/2025	Floor / Tile Mastic - Tan - HA(4)	Tan Non-Fibrous Homogenous	PLM Trace Cellulose	PLM 100% Other	PLM None Detected
1827938 4C FS6 Layer-2 Analyst: Chris Canilao Date Analyzed : 10/20/2025	Adhesive	Clear/Gray Non-Fibrous Homogenous	PLM Trace Cellulose	PLM 100% Other	PLM None Detected
1827939 5A FS9 Layer-1 Analyst: Chris Canilao Date Analyzed : 10/20/2025	Floor / Tile - Blue/Grey - HA(5)	Blue/Grey Non-Fibrous Homogenous	PLM Trace Cellulose	PLM 100% Other	PLM None Detected
1827940 5B FS12 Layer-1 Analyst: Chris Canilao Date Analyzed : 10/20/2025	Floor / Tile - Blue/Grey - HA(5)	Blue/Grey Non-Fibrous Homogenous	PLM Trace Cellulose	PLM 100% Other	PLM None Detected

ETL, Inc. maintains liability limited to cost of analysis. This report relates only to the samples reported and may not be reproduced without written approval by ETL, Inc. Test Method EPA 600/R-93-116 & EPA 600/M4-82/020 or NYSDOH-ELAP item 198.1 and/or 198.6 was used to analyze all samples. Matrix interference and/or resolution limits (i.e. detecting asbestos in non-friable organically bound materials) may yield false results in certain circumstances. Quantitative transmission electron microscopy (TEM) is currently the only method that can pronounce materials as non-asbestos containing. Interpretation and use of test results are the responsibility of the client. ETL, Inc. is not responsible for the accuracy of the results when requested to physically separate and analyze layered samples. Any PLM results below 10% should be re-analyzed using the EPA recommended Point Count method. Any material that has greater than 1% asbestos content is considered to be an Asbestos Containing Material (ACM). These materials are regulated by both OSHA and the EPA and must be treated accordingly. Results are related to only to samples that were tested. An estimate of uncertainty can be provided at the client's request.

Polarized Light Microscopy Asbestos Analysis Report

To : Environmental Testing And Consulting Inc.
 38900 Huron River Drive
 Romulus, MI 48174

ETL Job : 283121
Client Project : 283121
Date Collected : 10/15/2025
Date Received : 10/15/2025

Location : 13400 W. Outer Drive, Detroit, MI

Sample	Description	Appearance	% Fibrous	% Non-Fibrous	% Asbestos
1827941 5C FS16 Layer-1 Analyst: Chris Canilao Date Analyzed : 10/20/2025	Floor / Tile - Blue/Grey - HA(5)	Blue/Grey Non-Fibrous Homogenous	PLM Trace Cellulose	PLM 100% Other	PLM None Detected
1828884 006A FS9 Layer-1 Analyst: Chris Canilao Date Analyzed : 10/20/2025	Floor / Tile Mastic - Tan - HA(6)	Tan Non-Fibrous Homogenous	PLM Trace Cellulose	PLM 100% Other	PLM None Detected
1828884 006A FS9 Layer-2 Analyst: Chris Canilao Date Analyzed : 10/20/2025	Adhesive	Green Non-Fibrous Homogenous	PLM Trace Cellulose	PLM 100% Other	PLM None Detected
1828885 006B FS12 Layer-1 Analyst: Chris Canilao Date Analyzed : 10/20/2025	Floor / Tile Mastic - Tan - HA(6)	Tan Non-Fibrous Homogenous	PLM Trace Cellulose	PLM 100% Other	PLM None Detected
1828885 006B FS12 Layer-2 Analyst: Chris Canilao Date Analyzed : 10/20/2025	Adhesive	Green Non-Fibrous Homogenous	PLM Trace Cellulose	PLM 100% Other	PLM None Detected

ETL, Inc. maintains liability limited to cost of analysis. This report relates only to the samples reported and may not be reproduced without written approval by ETL, Inc. Test Method EPA 600/R-93-116 & EPA 600/M4-82/020 or NYSDOH-ELAP item 198.1 and/or 198.6 was used to analyze all samples. Matrix interference and/or resolution limits (i.e. detecting asbestos in non-friable organically bound materials) may yield false results in certain circumstances. Quantitative transmission electron microscopy (TEM) is currently the only method that can pronounce materials as non-asbestos containing. Interpretation and use of test results are the responsibility of the client. ETL, Inc. is not responsible for the accuracy of the results when requested to physically separate and analyze layered samples. Any PLM results below 10% should be re-analyzed using the EPA recommended Point Count method. Any material that has greater than 1% asbestos content is considered to be an Asbestos Containing Material (ACM). These materials are regulated by both OSHA and the EPA and must be treated accordingly. Results are related to only to samples that were tested. An estimate of uncertainty can be provided at the client's request.



Certificate of Analysis

Environmental Testing Laboratories, Inc.
37575 W Huron River Drive
Romulus, Michigan 48174
(734) 955-6600, Fax: (734) 955-6604

Polarized Light Microscopy Asbestos Analysis Report

To : Environmental Testing And Consulting Inc.
38900 Huron River Drive
Romulus, MI 48174

ETL Job : 283121
Client Project : 283121
Date Collected : 10/15/2025
Date Received : 10/15/2025

Location : 13400 W. Outer Drive, Detroit, MI

Sample	Description	Appearance	% Fibrous	% Non-Fibrous	% Asbestos
1828886 006C FS16 Layer-1 Analyst: Chris Canilao Date Analyzed : 10/20/2025	Floor / Tile Mastic - Tan - HA(6)	Tan Non-Fibrous Homogenous	PLM Trace Cellulose	PLM 100% Other	PLM None Detected
1828886 006C FS16 Layer-2 Analyst: Chris Canilao Date Analyzed : 10/20/2025	Adhesive	Green Non-Fibrous Homogenous	PLM Trace Cellulose	PLM 100% Other	PLM None Detected

Lab Supervisor/Other Signatory

Analyst:

Chris Canilao

400 Point Count Results by EPA 600/R-93/116 PLM (denoted by "PC")
Item 198.1: PLM Methods for Identifying and Quantitating Asbestos in Bulk Samples
Item 198.6: PLM Methods for Identifying and Quantitating Asbestos in Non-Friable Organically Bound Bulk Samples
EPA 600/R-93/116: Method for Determination of Asbestos in Bulk Building Materials
EPA 600/M4-82-020: Interim Method for Determination of Asbestos in Bulk Insulation Samples
A % Asbestos result of "Trace" indicates that the analyzed material was found to contain less than 1% asbestos and would not be considered an Asbestos Containing Material (ACM).

ETL, Inc. maintains liability limited to cost of analysis. This report relates only to the samples reported and may not be reproduced without written approval by ETL, Inc. Test Method EPA 600/R-93-116 & EPA 600/M4-82/020 or NYSDOH-ELAP item 198.1 and/or 198.6 was used to analyze all samples. Matrix interference and/or resolution limits (i.e. detecting asbestos in non-friable organically bound materials) may yield false results in certain circumstances. Quantitative transmission electron microscopy (TEM) is currently the only method that can pronounce materials as non-asbestos containing. Interpretation and use of test results are the responsibility of the client. ETL, Inc. is not responsible for the accuracy of the results when requested to physically separate and analyze layered samples. Any PLM results below 10% should be re-analyzed using the EPA recommended Point Count method. Any material that has greater than 1% asbestos content is considered to be an Asbestos Containing Material (ACM). These materials are regulated by both OSHA and the EPA and must be treated accordingly. Results are related to only to samples that were tested. An estimate of uncertainty can be provided at the client's request.

Electronic Chain of Custody

Environmental Testing Laboratories, Inc.



37575 W Huron River Drive
Romulus, Michigan 48174
(734) 955-6600, Fax: (734) 955-6604

Submitting Client: Detroit Diesel Corporation
13400 W. Outer Drive
Detroit, MI - 48239

Sample Type: Asbestos-Bulk

Turn Around: 72 Hours

Positive Stop: Yes

Point Counting: No

P.C. Criteria:

Project Location: 13400 W. Outer Drive, Detroit, MI

ETL Project : **283121**

Sample ID	Client Sample ID	Sample Location	Sample Description	Collection Date
1827927	1A	FS1	Pipe Insulation / Mag - Grey - HA(1)	2025-10-15
1827928	1B	FS1	Pipe Insulation / Mag - Grey - HA(1)	2025-10-15
1827929	1C	FS1	Pipe Insulation / Mag - Grey - HA(1)	2025-10-15
1827930	2A	FS1	Pipe Insulation / Packing - Grey - HA(2)	2025-10-15
1827931	2B	FS1	Pipe Insulation / Packing - Grey - HA(2)	2025-10-15
1827932	2C	FS1	Pipe Insulation / Packing - Grey - HA(2)	2025-10-15
1827933	3A	FS4	Floor / Tile - Grey - HA(3)	2025-10-15
1827934	3B	FS9	Floor / Tile - Grey - HA(3)	2025-10-15
1827935	3C	FS6	Floor / Tile - Grey - HA(3)	2025-10-15
1827936	4A	FS4	Floor / Tile Mastic - Tan - HA(4)	2025-10-15
1827937	4B	FS9	Floor / Tile Mastic - Tan - HA(4)	2025-10-15
1827938	4C	FS6	Floor / Tile Mastic - Tan - HA(4)	2025-10-15
1827939	5A	FS9	Floor / Tile - Blue/Grey - HA(5)	2025-10-15
1827940	5B	FS12	Floor / Tile - Blue/Grey - HA(5)	2025-10-15
1827941	5C	FS16	Floor / Tile - Blue/Grey - HA(5)	2025-10-15
1828884	006A	FS9	Floor / Tile Mastic - Tan - HA(6)	2025-10-15
1828885	006B	FS12	Floor / Tile Mastic - Tan - HA(6)	2025-10-15
1828886	006C	FS16	Floor / Tile Mastic - Tan - HA(6)	2025-10-15

Project Location: 13400 W. Outer Drive, Detroit, MI

ETL Project : 283121

Sample ID	Client Sample ID	Sample Location	Sample Description	Collection Date
-----------	------------------	-----------------	--------------------	-----------------

Seal Intact: Yes

Preservative (if required): Yes

Containers Labeled : Yes

Analyst



Relinquished By: Curtis DeBellefeuille

Relinquished Date: Oct 15 2025 3:40PM



Received By: Alex Noble

Received Date: 2025-10-15 04:30 PM



Chris Canilao

Material List



Client : Detroit Diesel Corporation
13400 W. Outer Drive
Detroit, MI - 48239

Project Location: 13400 w outer Drive Detroit MI

Job #:283121

Material Id	Material Description	Material Sub	Classification	Size	Quantity	Locations
1	Pipe Insulation/Mag-Grey	Mag	T		20 LF	FS-01
2	Pipe Insulation/Packing-Grey	Packing	M		35 LF	FS-01
3	Floor/Tile-Grey	Tile	M		150 SF	FS-04,FS-06,FS-09
4	Floor/Tile Mastic-Tan	Tile Mastic	M		150 SF	FS-06,FS-04,FS-09
5	Floor/Tile-Blue/Grey	Tile	M		200 SF	FS-11,FS-12,FS-13,FS-14,FS-15,FS-16,FS-17,FS-09
6	Floor/Tile Mastic-Tan	Tile Mastic	M		200 SF	FS-11,FS-12,FS-13,FS-14,FS-15,FS-16,FS-17,FS-09