

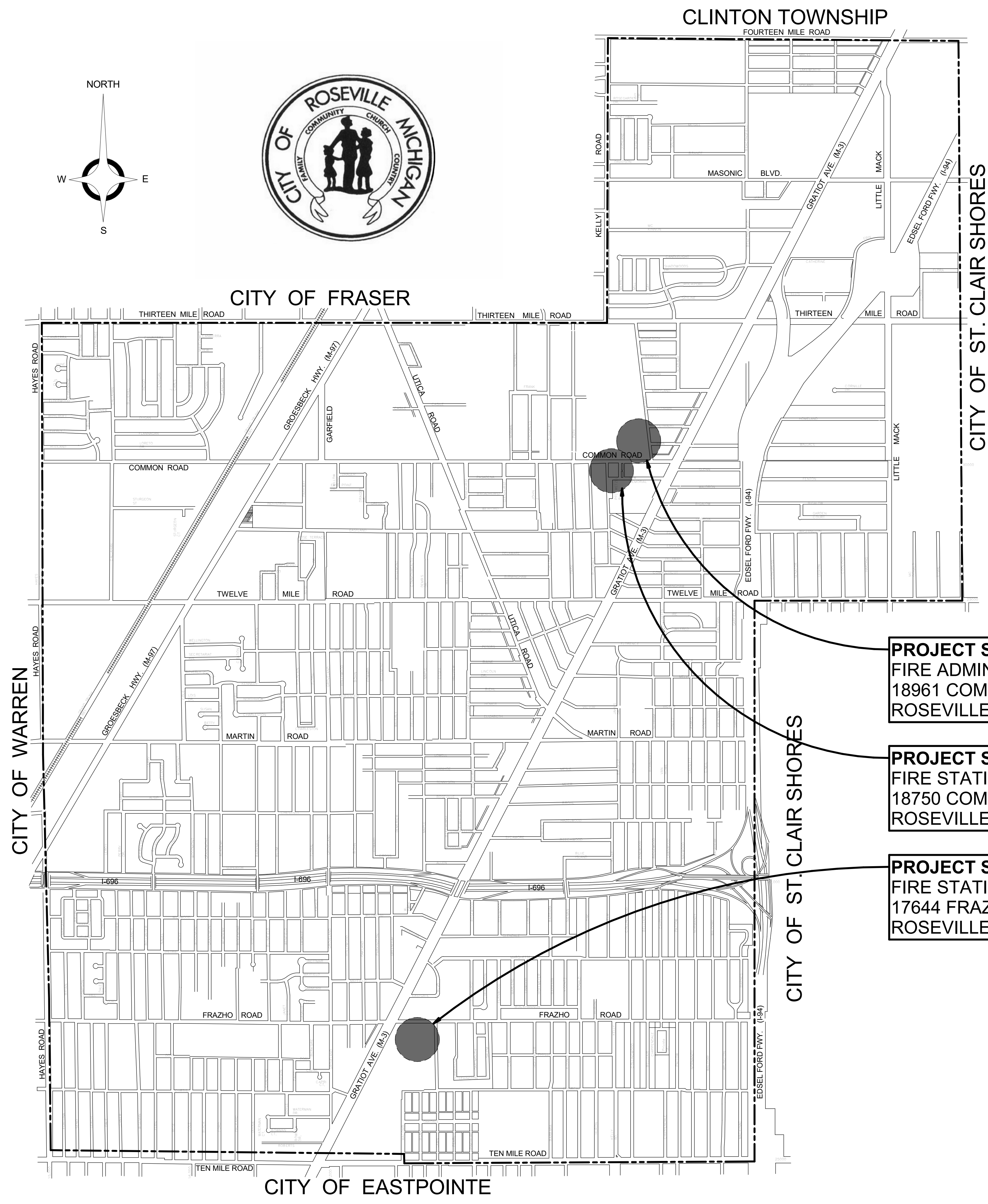
City of Roseville

Macomb County, Michigan

FIRE DEPARTMENT FACADE UPGRADES

INDEX TO SHEETS


ARCHITECTURAL	
GENERAL PROJECT INFORMATION AND SPECIFICATIONS	A011
FIRE STATION NO. 1 DEMOLITION PLAN	AD101
FIRE STATION NO. 1 DEMOLITION ELEVATIONS	AD102
FIRE STATION NO. 1 DEMOLITION ELEVATIONS	AD103
FIRE STATION NO. 1 COMPOSITE FLOOR PLAN	A101
FIRE STATION NO. 1 EXTERIOR ELEVATIONS	A102
FIRE STATION NO. 1 EXTERIOR ELEVATION	A103
FIRE STATION NO. 1 WALL SECTION AND DETAILS	A104
FIRE STATION NO. 2 DEMOLITION PLAN	AD201
FIRE STATION NO. 2 DEMOLITION ELEVATION	AD202
FIRE STATION NO. 2 COMPOSITE FLOOR PLAN	A201
FIRE STATION NO. 2 EXTERIOR ELEVATIONS	A202
FIRE STATION NO. 2 WALL SECTION AND DETAILS	A203
FIRE ADMINISTRATION DEMOLITION PLAN	AD301
FIRE ADMINISTRATION DEMOLITION ELEVATIONS	AD302
FIRE ADMINISTRATION COMPOSITE FLOOR PLAN	A301
FIRE ADMINISTRATION EXTERIOR ELEVATION	A302
FIRE ADMINISTRATION WALL SECTION AND DETAILS	A303



PROJECT SITE
FIRE ADMINISTRATION
 18961 COMMON RD,
 ROSEVILLE, MI 48066

PROJECT SITE
FIRE STATION NO.1
 18750 COMMON RD,
 ROSEVILLE, MI 48066

PROJECT SITE
FIRE STATION NO.2
 17644 FRAZHO RD
 ROSEVILLE, MI 48066



"I HEREBY CERTIFY THESE PLANS HAVE BEEN PREPARED UNDER MY DIRECT SUPERVISION IN ACCORDANCE WITH ACT 240, PUBLIC ACTS OF 1937 AS AMENDED- STATE OF MICHIGAN."

Brandy Chirco
 BRANDY L. CHIRCO, RA No. 1301072542
 06/09/2026
 DATE



ANDERSON, ECKSTEIN AND WESTRICK, INC.
 CIVIL ENGINEERS SURVEYORS ARCHITECTS

ABBREVIATIONS

NOTE: NOT ALL ABBREVIATIONS USED. ABBREVIATIONS INCLUDE BUT NOT LIMITED TO THIS LIST.

A.F.F.	ADJUST FINISH FLOOR	LHR	LEFT HAND REVERSE
ACCOM	ACCOMMODATE	MFR	MANUFACTURER
ACCORD	ACCORDANCE	MAX	MAXIMUM
A.C.P.	ACOUSTICAL PANEL	MECH.	MECHANICAL
ACOUS	ACOUSTICAL	MC	MECHANICAL CONTRACT (OR)
AD	ACCESS DOOR	M.P.E.	METAL, PLUMBING, ELECTRICAL
ALT	ALTERNATE	MET	METAL
ALUM.	ALUMINUM	MIN	MINIMUM
ARCH	ARCHITECT	MISC.	MISCELLANEOUS
@	AT	NA	NOT APPLICABLE
BRG	BEARING	NIC	NOT IN CONTRACT
B PL	BEARING PLATE	NTS	NOT TO SCALE
BIT	BITUMINOUS	NRC	NOISE REDUCTION COEFFICIENT
BLK	BLOCK	NO OR #	NUMBER
BRD	BOARD	OC	ON CENTER
BOTT	BOTTOM	OPP.	OPPOSITE
BRKT	BRACKET	OD	OUTSIDE DIAMETER
BLDG	BUILDINGS	OH	OVERHEAD
CAB	CABINET	PLAS.	PLASTIC
CLG.	CEILING	PL	PLATE
CL	CENTER LINE	PLYWD	PLYWOOD
CIRC	CIRCULATION	PO	POLYETHYLENE
CLOS	CLOSURE	PSI	POUNDS PER SQ. INCH
COL	COLUMN	PSF	POUNDS PER SQ. FOOT
COMP	COMPUTER	PVC	POLYVINYL CHLORIDE
CONC.	CONCRETE	RWC	RAIN WATER CONDUCTOR
CMU	CONCRETE MASONRY UNIT	RECP	RECEPTION
CONF.	CONFERENCE	REC	RECESSED
CONST	CONSTRUCTION	REF	REFLECTED
CONT	CONTINUOUS	REIN	REINFORCING
COORD	COORDINATE	RE-BAR	REINFORCING BARS
CR	COAT RACK	REP	REPRESENTATIVE
CRS	COURING	REQ	REQUIRED
DEMO	DEMOLISH, DEMOLITION	RF	ROOF FAN
DIA	DIAMETER	RFM	RECESSED FLOOR MAT
DIM	DIMENSION	RH	RIGHT HAND
DIV	DIVISION	RHR	RIGHT HAND REVERSE
DR	DOOR	ROW	RIGHT OF WAY
DN	DOWN	RD	ROOM DRAIN
DS	DOWN SPOUT	RM	ROOM
ELEC.	ELECTRICAL	RO	ROUGH OPENING
EWG	ELECTRICAL WATER COOLER	SCHED.	SCHEDULE
EC	ELECTRICAL CONTRACTOR	SIM	SIMILAR
ELEV.	ELEVATION, ELEVATOR	SPEC	SPECIFICATION
ENG	ENGINEER	SPKLR	SPRINKLER
EQ	EQUAL	SS	STAINLESS STEEL
EX	EXISTING	STD	STANDARD
EXP	EXPANSION, EXPOSED	STL	STEEL
EJ	EXPANSION JOINT	STL JST	STEEL JOIST
EXT	EXTERIOR	STL STD	STEEL STUD
EXF	EXHAUST FAN	STR	STORAGE
FWC	FABRIC WALL COVERING	STRUC	STRUCTURE
F.V.	FIELD VERIFY	STR STL	STRUCTURAL STEEL
F.R.P.	FIBERGLASS REINFORCED PANEL	SUSP	SUSPENDED
FIN	FINISH	SYS	SYSTEM
FF	FINISHED FLOOR	TEL	TELEPHONE
FE	FIRE EXTINGUISHER	TEMP.	TEMPERED
FEC	FIRE EXTINGUISHER CABINET	T	TEMPERED GLAZED
FLR	FLOOR	T & G	TONGUE AND GROOVE
FD	FLOOR DRAIN	TOC	TOP OF CURB
FTG	FOOTING	TOF	TOP OF FOOTER
GA	GAGE, GAUGE	TOS	TOP OF STEEL
GALV	GALVANIZED	TOW	TOP OF WALL
GC	GENERAL CONTRACTOR	TOM	TOP OF MASONRY
GWB	GYPSPUM DRYWALL (WALLBOARD)	TYP	TYPICAL
GWB-X	GWB TYPE-X (FIRE RESISTIVE CLASSIFICATION)	UNO	UNLESS NOTED OTHERWISE
HC	HANDICAP	URINAL	URINAL
HVAC	HEATING, VENTILATION, AND AIR CONDITIONING	VB	VAPOR BARRIER
HT. / HGT.	HEIGHT	VIF	VERIFY IN FIELD
H.M.	HOLLOW METAL STEEL	VERT	VERTICAL
HCR	HORIZONTAL	VCT	VINYL COMPOSITE TILE
ID	INSIDE DIAMETER	VWB	VINYL WALL BASE
INS	INCHES	VWC	VINYL WALL COVERING
JOINT	JOINT	WAIT	WAITING
JST	JOIST	WC	WATER CLOSET
KSF	KIPS PER SQUARE FOOT	WT	WEIGHT
LAM.	LAMINATE	WWF	WELDED WIRE FABRIC
LN FT	LINEAR FOOT	W/	WITH
LLV	LONG LEG VERTICAL	W/O	WITHOUT
LAV	LAVATORY	WD.	WOOD
LH	LEFT HAND	'	FOOT, FEET
		"	INCH, INCHES
		#	POUNDS

GENERAL DEMOLITION NOTES (NOT ALL NOTES APPLY)

- REMOVE ALL ABANDONED MISC. HARDWARE, ACCESSORIES, SUPPORTS, BRACKETS, ANCHORS ETC. IN AREAS OF DEMOLITION (TYPICAL).
- REMOVE ALL ABANDONED WIRING, CABLES, RACEWAYS, SWITCHES AND OUTLETS AS REQUIRED.
- CUT AND CAP ALL ABANDONED PLUMBING BEHIND WALL.
- REMOVE ALL MISC. ATTACHMENTS THAT INTERFERE WITH NEW CONSTRUCTION OR AS SHOWN ON PLANS.
- OWNER HAS FIRST SALVAGE RIGHTS ON ALL ITEMS AND EQUIPMENT, VERIFY SALVAGE OF ITEMS AND EQUIPMENT WITH OWNER.
- CONTRACTOR SHALL FIELD VERIFY ALL EXIST. CONDITIONS AND DIMENSIONS BEFORE DEMOLITION AND/OR CONSTRUCTION. CONTRACTOR SHALL COORDINATE DEMOLITION AND CONSTRUCTION TO COMPLETE WORK AS DEFINED ON PLAN, ELEVATIONS AND DETAILS.
- COORDINATE ALL DIMENSIONS WITH PROPOSED CONSTRUCTION.
- CONTRACTOR SHALL MAINTAIN ALL EXIST. UTILITIES DURING DEMOLITION & CONSTRUCTION. (WATER, SEWER, ELECTRICAL, GAS) VERIFY ALL EXIST. LOCATIONS.
- CONTRACTOR SHALL PROTECT ALL BUILDING ELEMENTS DURING CONSTRUCTION, RESTORE AS REQUIRED.
- ELEMENTS LABELED AS EXIST. ARE TO REMAIN UNLESS NOTED OTHERWISE.
- DASHED LINES INDICATE ITEMS TO BE REMOVED AS NOTED.
- REMOVE ALL EXIST. ELECTRICAL LIGHTING FIXTURES AS INDICATED ON PLAN OR THAT INTERFERE WITH CONSTRUCTION.
- REMOVE ALL EXIST. OUTLETS, SWITCHES AND COVER PLATES AS SHOWN ON PLANS OR THAT INTERFERE WITH CONSTRUCTION.
- REMOVE ALL MECHANICAL GRILLES, LOUVERS AND DIFFUSERS AS SHOWN ON PLAN OR THAT INTERFERE WITH CONSTRUCTION.
- COORDINATE AND VERIFY ALL DEMOLITION DIMENSIONS WITH ARCHITECTURAL DIMENSIONS.
- COORDINATE ALL DEMOLITION WITH MECHANICAL AND ELECTRICAL.
- CONTRACTOR SHALL REMOVE ALL ITEMS (ATTACHED OR OTHERWISE) WHICH REQUIRE REMOVAL OR ARE AFFECTED BY THE PROPOSED NEW CONSTRUCTION. THE CONTRACTOR SHALL FAMILIARIZE WITH THE EXIST. CONDITIONS AND SHALL COMPLETE ALL REQUIRED DEMOLITION (REGARDLESS WEATHER EACH INDIVIDUAL ITEM HAS BEEN IDENTIFIED).
- THE CONTRACTOR SHALL LEVEL / ADJUST SUBFLOOR AND OR CONCRETE FLOOR SLAB AS REQUIRED FOR FLOOR FINISH.

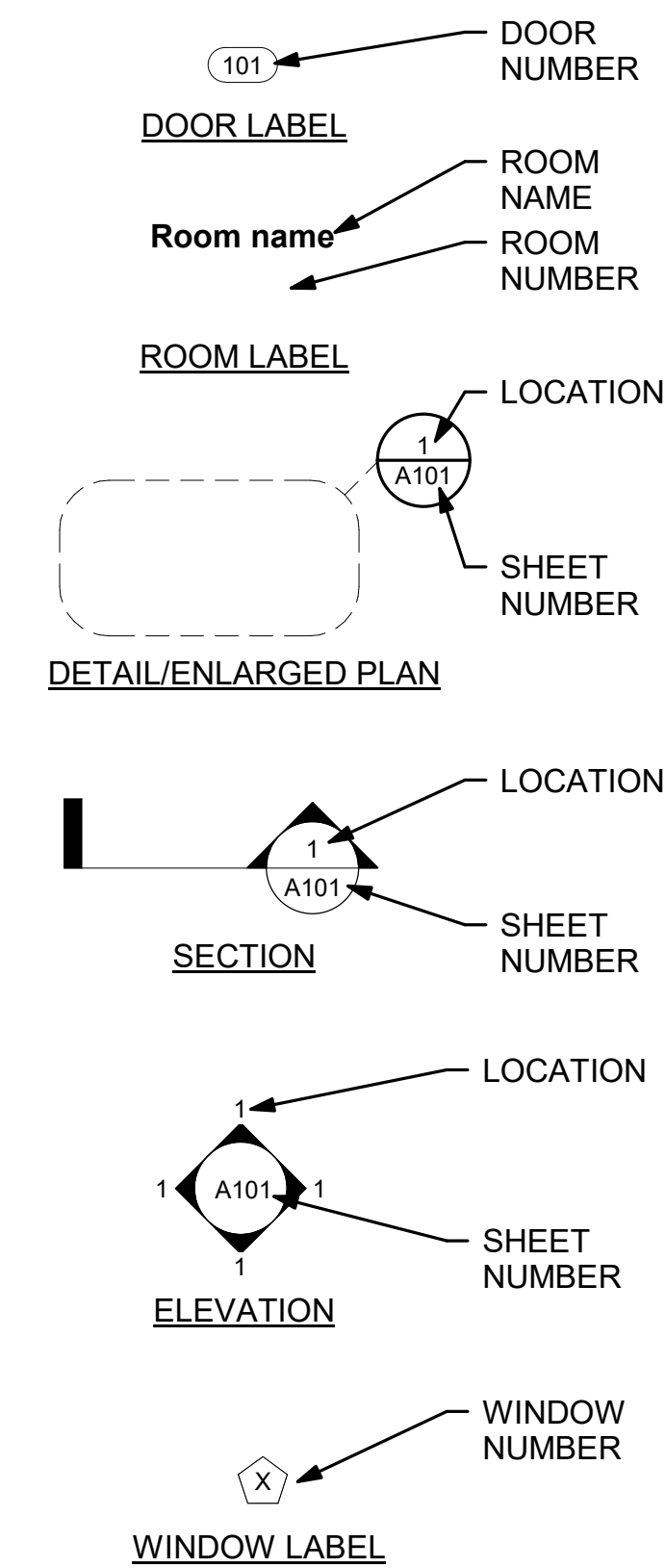
GENERAL NOTES

- THE CONTRACTOR IS RESPONSIBLE FOR ALL PERMITS, FEES AND INSPECTIONS.
- ALL CONTRACTORS SHALL COORDINATE THE LOCATION OF DUCTS, PIPING, BOXES, CHASES, CONDUITS, ETC... WITH THE MECHANICAL, ELECTRICAL AND ALL OTHER TRADES.
- PITCH ALL GRADES AND EXTERIOR SLABS AWAY FROM BUILDING TOWARDS DRAINAGE.
- SEAL/MORTAR ALL OPENINGS AROUND PIPES, CONDUITS, ETC... WHICH PASS THROUGH FLOORS AND WALLS.
- CAULK ALL JOINTS BETWEEN DOOR FRAMES, WINDOW FRAMES, MASONRY WALLS AND ALL DISSIMILAR MATERIALS.
- PROVIDE ALL NECESSARY BLOCKING AS REQUIRED TO SUPPORT LIGHTING, SIGNS, BRACKETS, ACCESSORIES, ETC....
- ALL DIMENSIONS ARE FROM FACE OF STUD TO FACE OF STUD OR FACE OF BLOCK TO FACE OF BLOCK.
- ALL ITEMS NOTED "BY OWNER" OR "N.I.C." ARE NOT IN CONTRACT.
- ALL BLOCK CORNERS SHALL BE BULLNOSE.
- CONTRACTOR TO INSTALL ONLY TYPE "X" FIRECODE GYPSUM BOARD BOTH SIDES OF STUD WALL FULL HEIGHT OF PARTITION TO UNDERSIDE OF STRUCTURE (TIGHT) AT RATED WALLS IE. STORAGE ROOM AND ELEC. / MECHANICAL.
- CONTRACTOR SHALL CHECK AND VERIFY ALL DIMENSIONS EXIST. AND PROPOSED ON THE JOB. REPORT ALL DEVIATIONS FROM DRAWINGS PRIOR TO START OF CONSTRUCTION.
- ALL CONTRACTORS SHALL CONSTRUCT THIS PROJECT IN ACCORDANCE WITH ALL STATE, FEDERAL AND LOCAL CODES.
- ALL CONTRACTORS SHALL REPAIR ANY DAMAGES OR DISTURBANCES TO THE EXIST. BUILDING AND SITE. PATCH / REPAIR AND PAINT ANY WALLS DISTURBED FROM DEMOLITION.
- ALL WOOD AND MISC. BLOCKING MUST BE NON-COMBUSTIBLE MATERIAL.
- ALL INTERIOR CONTROL JOINTS SHALL BE CONSTRUCTED AT 20'-0" O.C. MAXIMUM UNLESS NOTED OTHERWISE.
- ALL MATERIALS USED ARE REQUIRED TO BE OF GOOD QUALITY AND MEET OR EXCEED ALL APPLICABLE INDUSTRY STANDARDS.
- ALL WORK IS TO BE DONE WITH THE APPROPRIATE TOOLS AND MATERIALS. THE ARCHITECT HAS THE RIGHT TO REJECT ANY WORK NOT DONE APPROPRIATELY.
- REMOVE ALL TRASH AND DEBRIS FROM THE SITE. WASH ALL SURFACES DUST AND SWEEP TO REMOVE ALL DIRT. REMOVE ALL TEMPORARY LABELS.
- REPLACE ALL CONCRETE FLOOR WHICH WAS REMOVED AND OR DAMAGED FOR / DURING CONSTRUCTION. PREPARATION FOR FLOOR FINISH.
- ALL CONTRACTORS AND SUBCONTRACTORS SHALL PROVIDE ALL WORK SHOWN IN ANY PART OF THE DOCUMENTS, I.E. HAND DRYER SHOWN ON ARCHITECTURAL DRAWINGS MUST BE WIRED BY THE ELECTRICIAN WHETHER IT IS OR IS NOT SHOWN ON THE ELECTRICAL DRAWINGS.
- THE GENERAL CONTRACTOR SHALL PROVIDE A MIN. 2 YEAR (U.N.O.) WARRANTY ON ALL MATERIAL, EQUIPMENT AND WORK PERFORMED.
- THE GENERAL CONTRACTOR SHALL SUBMIT SEALED ENGINEERED FIRE SUPPRESSION SYSTEM DESIGN DRAWINGS AND SPECIFICATIONS AS A DELAYED SUBMITTAL TO AUTHORITIES HAVING JURISDICTION COMPLIANT WITH ALL APPLICABLE CODES AND REQUIREMENTS, INCLUDING, BUT NOT LIMITED TO MICHIGAN BUILDING CODE AND NFPA REQUIREMENTS.

MICHIGAN BUILDING CODE

BUILDING CODE ANALYSIS IS NOT REQUIRED FOR EXTERIOR FACADE RENOVATION. THE SCOPE OF WORK FOR THIS PROJECT CONSIST OF REMOVING AND REPLACING THE EXISTING METAL SIDING, METAL COPING/GRAVEL STOP AND ALUMINUM TRIM. THERE IS NO ADDITIONAL SQUARE FOOTAGE TO THE FLOOR PLAN OR MAJOR ELEVATION CHANGES.

SYMBOL KEY



ANDERSON, ECKSTEIN & WESTRICK, INC.
CIVIL ENGINEERS - SURVEYORS - ARCHITECTS

51301 Schoenherr Road
Shelby Township, MI 48315
586.726.1234 | aewinc.com

Engineering Strong Communities


06/09/2026	BID ISSUE
DATE	SUBMITTALS/REVISIONS

FIRE DEPARTMENT FACADE UPGRADES

GENERAL PROJECT INFORMATION AND SPECIFICATIONS

CLIENT: CITY OF ROSELVILLE

<input type="checkbox"/> PRELIMINARY	<input type="checkbox"/> CONSTRUCTION	<input type="checkbox"/> RECORD
DRAWN BY: JMS	DESIGNED BY: JMS	
CHECKED BY: BLC	DATE: JAN. 2026	
SCALE:	AS NOTED	



UTILITY INFORMATION, AS SHOWN, INDICATES APPROXIMATE LOCATIONS AND TYPES OF EXISTING FACILITIES ONLY. AS DISCLOSED BY RECORDS PROVIDED TO THIS FIRM FROM THE VARIOUS UTILITY COMPANIES. NO GUARANTEE IS GIVEN OR IMPLIED AS TO THE COMPLETENESS OR ACCURACY THEREOF.

PRIOR TO CONSTRUCTION, ALL LOCATIONS AND DEPTHS OF EXISTING OVERHEAD AND UNDERGROUND UTILITIES IN CONTACT WITH THE CONSTRUCTION OF THESE PROPOSED IMPROVEMENTS SHALL BE VERIFIED IN THE FIELD DURING THE CONSTRUCTION. THE CONTRACTOR SHALL PROTECT AND SUPPORT ALL UTILITIES THAT ARE ENCOUNTERED. (ALL COSTS FOR UTILITY LOCATION, VERIFICATION, SUPPORT AND PROTECTION SHALL BE INCLUDED IN THE PROPOSED PAY ITEM CONFLICTING WITH THAT UTILITY).

DURING CONSTRUCTION, THE CONTRACTOR SHALL USE EXTREME CAUTION WHEN OPERATING NEAR ANY AND ALL OVERHEAD AND / OR BURIED UTILITIES.

PROJECT NO. 0100-0579

M:\0100\0100-0579\CAD\Drawings\Construction\Arch\0100-0579 Roseville Fire Department_JMS.rvt 6/9/2026 1:06:16 PM

SHEET NO.

A011

GENERAL TRADES SPECIFICATIONS

DIVISION 1 - GENERAL REQUIREMENTS :

- ALL WORK SHALL COMPLY WITH STATE AND LOCAL BUILDING CODES AS THEY APPLY.
- THE ENTIRE BUILDING SHALL BE ACCESSIBLE TO THE PHYSICALLY HANDICAPPED AND MEET ALL REQUIREMENTS OF A.D.A. & MICHIGAN BARRIER FREE DESIGN CODE.
- ALL PROVISIONS OF "DIVISION 0" BIDDING REQUIREMENTS, CONTRACTS, FORMS AND CONDITIONS OF CONTRACT AND "DIVISION 1" - GENERAL REQUIREMENTS, FORM A PART OF EACH DIVISION GIVEN ON THIS DRAWING SHEET.
- CONTRACTOR IS RESPONSIBLE FOR ALL PERMITS, FEES AND INSPECTIONS.
- CONTRACTOR IS REQUIRED TO CARY WORKERS, LIABILITY, AND BUILDERS RISK INSURANCE POLICIES.
- CONTRACTORS AND SUBCONTRACTORS SHALL PROVIDE ALL WORK SHOWN IN ANY PART OF THE DOCUMENTS, I.E. HAND DRYER SHOWN ON ARCHITECTURAL DRAWINGS MUST BE WIRED BY THE ELECTRICIAN WHETHER IT IS OR IS NOT SHOWN ON THE ELECTRICAL DRAWINGS.

DIVISION 2 - SITE WORK :

- THE CONTRACTOR SHALL BE RESPONSIBLE FOR LOCATING AND PROTECTING EXISTING UNDERGROUND UTILITIES IN THE AREA OF CONSTRUCTION.
- THE CONTRACTOR SHALL COORDINATE HIS WORK ACTIVITIES WITH THE OWNER TO MINIMIZE DISRUPTION TO THE OWNERS OPERATION OF THE FACILITY.
- THE CONTRACTOR SHALL FIELD VERIFY EXISTING CONDITIONS, BEFORE COMMENCING WITH SHOP DRAWING PREPARATION. REPORT EXISTING CONDITIONS WHICH DO NOT CONFORM WITH THE DETAILS PROVIDED BY THE ARCHITECT.

DIVISION 5 - METALS :

- METAL WALL PANELS.
 - PROVIDE FACTORY FORMED METAL PANELS DESIGN TO BE FIELD ASSEMBLY BY LAPPING AND INTERCONNECTING SIDE EDGES ADJACENT PANELS AND MECHANICALLY ATTACHING THROUGH PANEL TO SUPPORTS USING CONCEALED FASTENERS IN SIDE LAPS. REFER TO MANUFACTURER'S INSTALLATION NOTES ON WALL SECTIONS. INCLUDE ALL ACCESSORIES REQUIRED FOR WEATERTIGHT INSTALLATION.
 - BASIS-OF-DESIGN IS BERRIDGE MANUFACTURING COMPANY. METAL WALL PANEL TYPES:
 - MWP - 1 : HS-12 PANELS, 12" WIDE, 7/8" DEEP WITH 2" REVEAL, 22 GA. INSTALLED VERTICALLY
 - MWP - 2 : FW1025 PANELS, 10-1/4" WIDE, 1-1/2" DEEP, WITH SEAM LOCK FEATURE, 24 GA. INSTALLED HORIZONTALLY
 - MWP - 3 : FLUSH SEAM PANELS, 3-7/8" WIDE, 1/2" DEEP, 24 GA. INSTALLED HORIZONTALLY
 - ALL PANELS TO HAVE TWO-COAT FLUOROPOLYMER FINISH WITH EMBOSSED SURFACE. ALL COLORS ARE FROM THE MANUFACTURER'S STANDARD COLORS. REEER TO ELEVATIONS FOR COLOR SELECTIONS.
 - GENERAL CONTRACTOR TO PROVIDE PRODUCT DATA AND SHOP DRAWINGS FOR EACH METAL WALL PANEL TYPE.

DIVISION 7 - THERMAL AND MOISTURE PROTECTION :

- REFER TO "MATERIAL AND INSTALLATION NOTES" ON DRAWINGS.
- TYVEK (BY DUPONT) AIR INFILTRATION BARRIER OVER ALL EXTERIOR SHEATHING.
- ROOF COPING SYSTEM SHALL BE INSTALLED IN ACCORDANCE WITH MANUFACTURER'S SPECIFICATION. METAL ROOF COPING AND GRAVEL STOPS TO BE ALUMINUM (0.040) KYNAR 500 RESIN BASED COATING WITH CONTINUOUS 22 GA. CONTINUOUS GALVANIZED CLEAT. VERIFY CONDITION OF EXISTING WOOD NAILERS IN THE FIELD. REPLACE DAMAGED NAILERS AS REQUIRED. REFER TO EXTERIOR ELEVATIONS FOR COLORS. PROVIDE A 20 YEAR FINISH WARRANTY AGAINST CRACKING, CHECKING AND PEELING AND A TWO YEAR WORKMANSHIP WARRANTY. PROVIDE SHOP DRAWINGS AND PRODUCT DATA. REEER TO ELEVATIONS FOR COLOR SELECTIONS.
- COMMERCIAL GUTTERS AND DOWNSPOUTS (FIRE ADMINISTRATION BUILDING ONLY). PROVIDE COMMERCIAL GUTTER SYSTEM, ACCESSORIES AND DRAINWARE AS MANUFACTURED BY PERIMETER SYSTEMS, A DIVISION OF SOUTHERN ALUMINUM FINISHING COMPANY, INC. 143 CHARLOTTE, SUITE 102, SANFORD, NORTH CAROLINA 27330, 1-800-334-9823. PROVIDE INDUSTRIAL SERIES COMMERCIAL GUTTER SYSTEM "PROFILE G4", 6" SIZE MODEL NUMBER G4-RC. GUTTERS SHALL BE MANUFACTURED FROM 0.63" KYNAR COLOR TO BE DETERMINED BY ARCHITECT FROM MANUFACTURER'S STANDARD COLORS. PROVIDE MITERED CORNERS, SCULPTURED END CAPS AND GUTTER EXPANSION JOINTS. DOWNSPOUTS SHALL BE MANUFACTURED FROM 1/25 ALUMINUM CUSTOM KYNAR FINISH TO MATCH GUTTER FASCIA. DOWNSPOUT ELBOWS SHALL HAVE HELLIARC WELDED JOINTS.

DIVISION 9 - FINISHES :

- SEALANTS. COLOR: MATCH ADJACENT MATERIAL.
- EXTERNAL METAL SHALL BE APPLIED IN ACCORDANCE WITH MANUFACTURER'S SPECIFICATIONS. APPROVED MANUFACTURE AS FOLLOWS:
 - BERRIDGE MANUFACTURING COMPANY
 - PERMA SNAP COPING W.P. HICKMAN CO.
 - SNAP-LOK COPING: MI SYSTEMS CORP.
 - COLOR: REEER TO ELEVATIONS FOR COLOR SELECTIONS.
- PAINT FINISHES SHALL BE APPLIED IN ACCORDANCE WITH MANUFACTURER'S SPECIFICATIONS. APPROVED MANUFACTURERS :
 - SHERWIN WILLIAMS
 - BENJAMIN MOORE
 - COLOR: BY ARCHITECT / OWNER

DIVISION 10 - SPECIALTIES :

- REFLECTIVE LETTERS:
 - PROVIDE 4" WIDE (18 MIL) RED AND WHITE, REFLECTIVE ACRYLIC, OUTDOOR TAPE.
 - INSTALL ON EXISTING OVERHEAD DOOR IN LOCATIONS SHOWN ON THE ELEVATIONS.
- CAST ALUMINUM LETTERS:
 - PROVIDE PRODUCT LITERATURE AND SHOP DRAWINGS FOR EACH TYPE OF DIMENSIONAL LETTER SIGN, INDICATING STYLE, FONT, COLOR AND OVERALL DIMENSIONS OF EACH SIGN.
 - LETTERS THICKNESS TO BE MANUFACTURER STANDARD WITH HEIGHT, FONT AND COLOR AS INDICATED ON THE DRAWINGS. ALL CHARACTERS TO BE UPPER CASE.
 - MOUNT EACH LETTER TO THE BUILDING WITH GALVANIZED STEEL CONCEALED SCREWS.
 - LOCATE LETTERS SIGNS AND MOUNT AT HEIGHTS INDICATED ON DRAWINGS AND IN ACCORDANCE WITH ADA STANDARDS AND ICC A117.1.
- CUSTOM METAL SIGN:
 - ALUMINUM CUSTOM SIGNAGE (OVERALL DIMENSIONS 7'-0" DIAMETER) WITH SOLID AND PERFORATED METAL. THICKNESS TO BE DETERMINED BY SIGN CONTRACTOR.
 - PERFORATION PATTERN TO BE STAGGERED ROUND HOLES 1/4" DIAMETER HOLES WITH 3/8" STAGGERED CENTERS. MAXIMIZE OPEN AREA TO ENSURE ADEQUATE AIRFLOW FROM THE EXHAUST VENT.
 - CITY OF ROSELVILLE'S LOGO TO BE PAINTED ON THE FACE OF THE METAL SIGNAGE. OWNER TO PROVIDE HIGH RESOLUTION DIGITAL FILE TO SIGN CONTRACTOR PRIOR TO FABRICATION. MINIMUM OF TWO COLORS TO BE USED. COLORS TO BE DETERMINED BY OWNER/ARCHITECT.
 - MOUNT SIGNAGE TO EXISTING WALL WITH GALVANIZED STEEL HARDWARE. PROVIDE ADDITIONAL NAILERS AS REQUIRED.
 - SUBMIT SHOP DRAWING INCLUDING DETAILED DIMENSIONS, MATERIALS, CROSS-SECTIONS SHOWING CONSTRUCTION AND BRACING, MOUNTING DETAILS AND PERFORATION PATTERN DETAIL.



ANDERSON, ECKSTEIN & WESTRICK, INC.
CIVIL ENGINEERS - SURVEYORS - ARCHITECTS


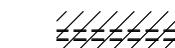
51301 Schoenherr Road
Shelby Township, MI 48315
586.726.1234 | aewinc.com

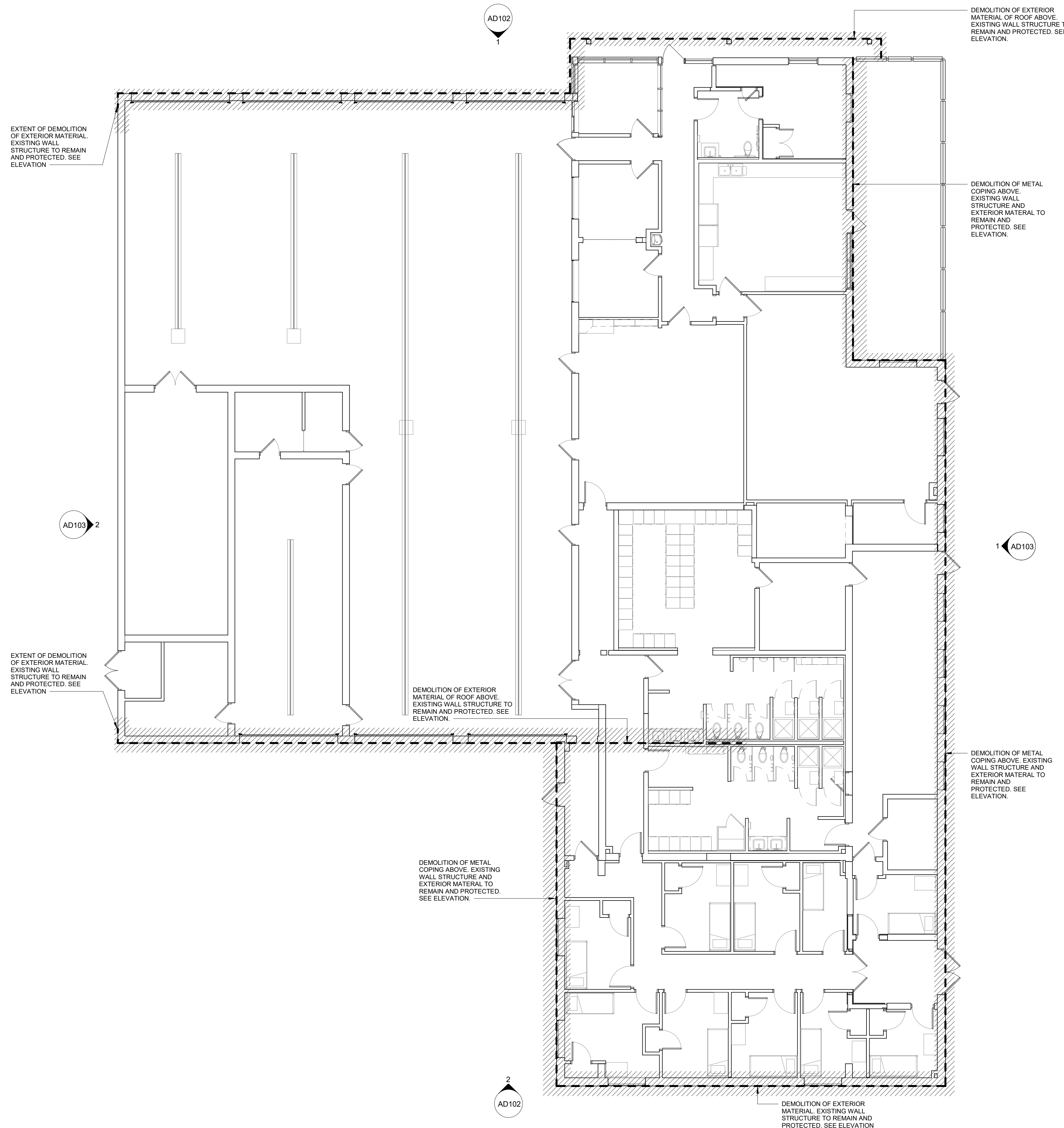
Engineering Strong Communities

GENERAL NOTES:

1. CONTRACTOR TO VERIFY ALL EXIST. DIMENSIONS IN FIELD, NOTIFY ARCHITECT OF ANY DISCREPANCY.
2. REFER TO DEMOLITION EXTERIOR ELEVATIONS FOR EXTENT OF DEMOLITION.
3. SEE A011 FOR GENERAL DEMOLITION NOTES.
4. OWNER TO REMOVE ALL CAMERAS (NOT SHOWN) MOUNTED ON EXISTING SIDING/FASCIA. GENERAL CONTRACTOR TO COORDINATE WITH THE CITY OF ROSEVILLE IT DEPARTMENT.
5. PAINT ANY EXPOSED EXTERIOR CONDUIT TO MATCH ADJACENT SURFACE'S COLOR.

DEMOLITION PLAN LEGEND :

-  EXIST. WALL TO REMAIN (W/ EXIST. WINDOWS)
-  EXIST. EXTERIOR MATERIAL OF WALL TO BE REMOVED. EXIST. STRUCTURE TO REMAIN. (SEE EXTERIOR ELEVATIONS)



**FIRE STATION NO. 1
FIRST FLOOR DEMOLITION PLAN**



1/8" = 1'-0"

06/09/2026	BID ISSUE
DATE	SUBMITTALS/REVISIONS

PROJECT NAME:
**FIRE DEPARTMENT
FACADE
UPGRADES**

SHEET TITLE:
**FIRE STATION NO. 1
DEMOLITION PLAN**

CLIENT:
CITY OF ROSEVILLE

<input type="checkbox"/> PRELIMINARY	<input type="checkbox"/> CONSTRUCTION	<input type="checkbox"/> RECORD
DRAWN BY: JMS	DESIGNED BY: JMS	
CHECKED BY: BLC	DATE: JAN. 2026	
SCALE: AS NOTED		



UTILITY INFORMATION, AS SHOWN, INDICATES APPROXIMATE LOCATIONS AND TYPES OF EXISTING FACILITIES ONLY, AS DISCLOSED BY RECORDS PROVIDED TO THIS FIRM FROM THE VARIOUS UTILITY COMPANIES. NO GUARANTEE IS GIVEN OR IMPLIED AS TO THE COMPLETENESS OR ACCURACY THEREOF.

PRIOR TO CONSTRUCTION, ALL LOCATIONS AND DEPTHS OF EXISTING OVERHEAD AND UNDERGROUND UTILITIES IN CONFLICT WITH THE CONSTRUCTION OF THESE PROPOSED IMPROVEMENTS SHALL BE VERIFIED IN THE FIELD. DURING THE CONSTRUCTION, THE CONTRACTOR SHALL PROTECT AND SUPPORT ALL UTILITIES THAT ARE ENCOUNTERED. (ALL COSTS FOR UTILITY LOCATION, VERIFICATION, SUPPORT AND PROTECTION SHALL BE INCLUDED IN THE PROPOSED PAY ITEM CONFLICTING WITH THAT UTILITY).

DURING CONSTRUCTION, THE CONTRACTOR SHALL USE EXTREME CAUTION WHEN OPERATING NEAR ANY AND ALL OVERHEAD AND / OR BURIED UTILITIES.

PROJECT NO. 0100-0579

M:\0100\0100-0579\CAD\Drawings\Construction\Arch\0100-0579 Roseville Fire Department_JMS.rvt 6/9/2026 1:00:14 PM

SHEET NO.

AD101



ANDERSON, ECKSTEIN & WESTRICK, INC.
CIVIL ENGINEERS - SURVEYORS - ARCHITECTS

51301 Schoenherr Road
Shelby Township, MI 48315
586.726.1234 | aewinc.com

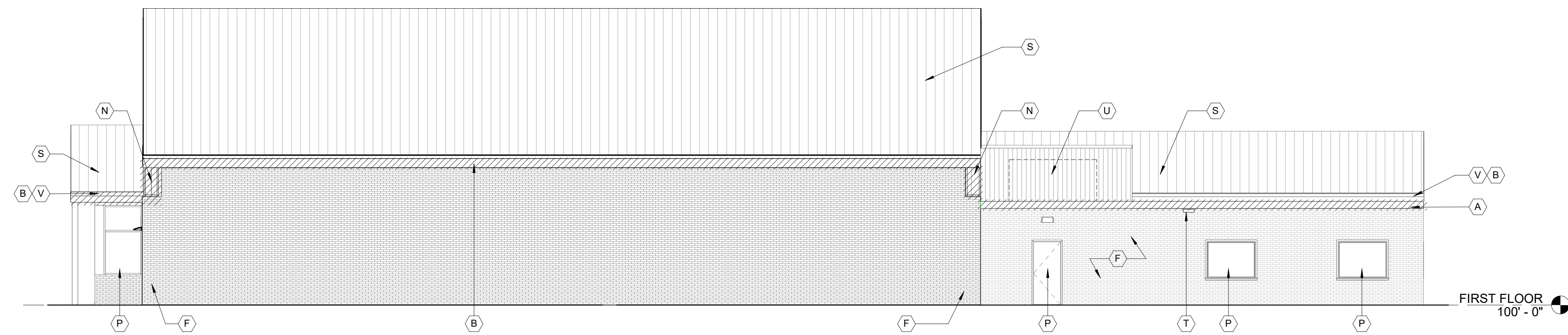
Engineering Strong Communities

GENERAL NOTES:

- CONTRACTOR TO VERIFY ALL EXIST. DIMENSIONS IN FIELD, NOTIFY ARCHITECT OF ANY DISCREPANCY.
- REFER TO DEMOLITION EXTERIOR ELEVATIONS FOR EXTENT OF DEMOLITION.
- SEE A011 FOR GENERAL DEMOLITION NOTES.
- OWNER TO REMOVE ALL CAMERAS (NOT SHOWN) MOUNTED ON EXISTING SIDING/FASCIA. GENERAL CONTRACTOR TO COORDINATE WITH THE CITY OF ROSEVILLE IT DEPARTMENT.
- PAINT ANY EXPOSED EXTERIOR CONDUIT TO MATCH ADJACENT SURFACE'S COLOR.

DEMOLITION KEYNOTES:

- (A) REMOVE EXIST. METAL COPING OR GRAVEL STOP. PREP FOR NEW. EXIST. WALL STRUCTURE TO REMAIN.
- (B) REMOVE METAL FASCIA
- (C) REMOVE METAL SOFFIT
- (D) REMOVE EXIST. SIGNAGE
- (E) EXIST. LOUVER TO REMAIN
- (F) EXIST. WALL TO REMAIN
- (G) EXIST. TO REMAIN. NO NEW WORK.
- (H) EXIST. CAST ALUMINUM LETTERS TO BE REMOVED AND REPLACED
- (J) EXIST. EXTERIOR ELECTRICAL OUTLET TO REMAIN.
- (K) EXISTING SIDING TO REMAIN.
- (L) EXISTING METAL COPING TO REMAIN.
- (M) EXIST. CERAMIC TILE AND SETTING BED TO REMAIN. REMOVE ANY LOOSE TILE.
- (N) REMOVE EXISTING METAL SIDING AND PREP FOR NEW. EXISTING WALL STRUCTURE TO REMAIN. GENERAL CONTRACTOR TO INCLUDE REMOVAL AND REPLACEMENT OF EXTERIOR GRADE PLYWOOD IN BASE BID. SEE EXTERIOR ELEVATION GENERAL NOTES ON SHEETS A102 AND A103.
- (O) REMOVE EXISTING CORNER TRIM AND PREP FOR NEW.
- (P) EXISTING OPENING TO REMAIN AND PROTECTED FOR NEW WORK.
- (Q) REMOVE AND REPLACE EXISTING METAL FLASHING AS PER NEW WORK. SEE WALL SECTIONS AND DETAILS
- (R) EXIST. FENCE TO REMAIN
- (S) EXIST. STANDING SEAM METAL ROOF
- (T) EXIST. SCUPPER TO REMAIN.
- (U) EXIST. SCREEN WALL TO REMAIN.
- (V) EXISTING GUTTER AND DOWNSPOUTS TO BE REMOVED BY OTHERS AS REQUIRED FOR TRIM DEMOLITION AND NEW WORK. FIRE STATION NO. 1 IS UNDER CONSTRUCTION FOR INTERIOR AND ROOFING RENOVATION. CONTACT TONY CATTIVERA FROM BERCO CONSTRUCTION AT 586.445.3700 FOR REMOVAL AND REPLACEMENT OF EXISTING GUTTERS AND DOWNSPOUTS.
- (W) REMOVE EXISTING REFLECTIVE TAPE COMPLETE.
- (X) EXISTING OVERHEAD DOORS TO REMAIN. PREP FOR NEW PAINT.
- (Y) REMOVE EXISTING GUTTER AND DOWNSPOUTS COMPLETE.



2
AD103 FIRE STATION NO. 1
WEST DEMOLITION ELEVATION
1/8" = 1'-0"

06/09/2026	BID ISSUE
DATE	SUBMITTALS/REVISIONS

PROJECT NAME:
**FIRE DEPARTMENT
FACADE
UPGRADES**

SHEET TITLE:
**FIRE STATION NO. 1
DEMOLITION
ELEVATIONS**

CLIENT:
CITY OF ROSEVILLE

<input type="checkbox"/> PRELIMINARY	<input type="checkbox"/> CONSTRUCTION	<input type="checkbox"/> RECORD
DRAWN BY: JMS	DESIGNED BY: JMS	
CHECKED BY: BLC	DATE: JAN. 2026	
SCALE: AS NOTED		



UTILITY INFORMATION, AS SHOWN, INDICATES APPROXIMATE LOCATIONS AND TYPES OF EXISTING FACILITIES ONLY, AS DISCLOSED BY RECORDS PROVIDED TO THIS FIRM FROM THE VARIOUS UTILITY COMPANIES. NO GUARANTEE IS GIVEN OR IMPLIED AS TO THE COMPLETENESS OR ACCURACY THEREOF.

PRIOR TO CONSTRUCTION, ALL LOCATIONS AND DEPTHS OF EXISTING OVERHEAD AND UNDERGROUND UTILITIES IN CONTACT WITH THE CONSTRUCTION OF THESE PROPOSED IMPROVEMENTS SHALL BE VERIFIED IN THE FIELD. DURING THE CONSTRUCTION, THE CONTRACTOR SHALL PROTECT AND SUPPORT ALL UTILITIES THAT ARE ENCOUNTERED. (ALL COSTS FOR UTILITY LOCATION, VERIFICATION, SUPPORT AND PROTECTION SHALL BE INCLUDED IN THE PROPOSED PAY ITEM CONFLICTING WITH THAT UTILITY).

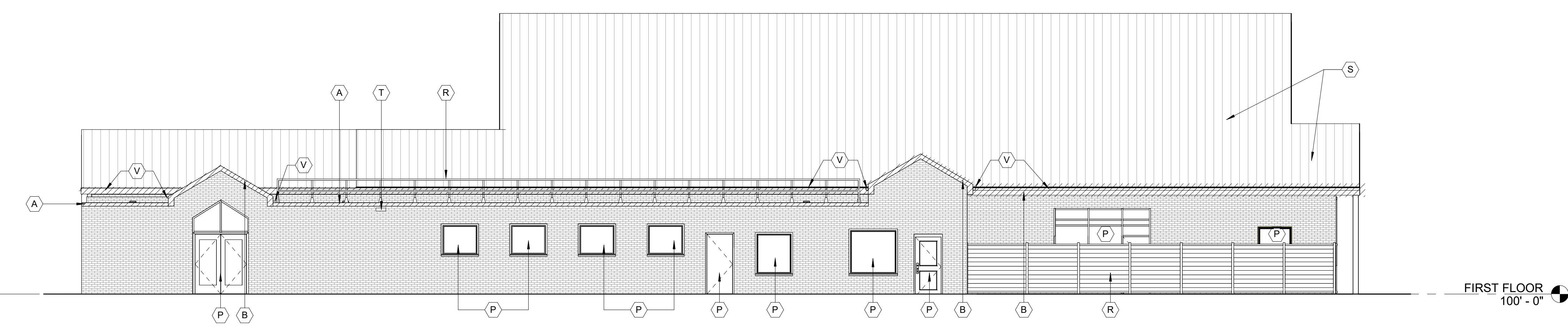
DURING CONSTRUCTION, THE CONTRACTOR SHALL USE EXTREME CAUTION WHEN OPERATING NEAR ANY AND ALL OVERHEAD AND / OR BURIED UTILITIES.

PROJECT NO. 0100-0579

M:\0100\0100-0579\CAD\Drawings\Construction\Arch\0100-0579 Roseville Fire Department_JMS.rvt 6/9/2026 1:00:15 PM

SHEET NO.

AD103



1
AD103 FIRE STATION NO. 1
EAST DEMOLITION ELEVATION
1/8" = 1'-0"



ANDERSON, ECKSTEIN & WESTRICK, INC.
 CIVIL ENGINEERS - SURVEYORS - ARCHITECTS

51301 Schoenherr Road
 Shelby Township, MI 48315
 586.726.1234 | aewinc.com

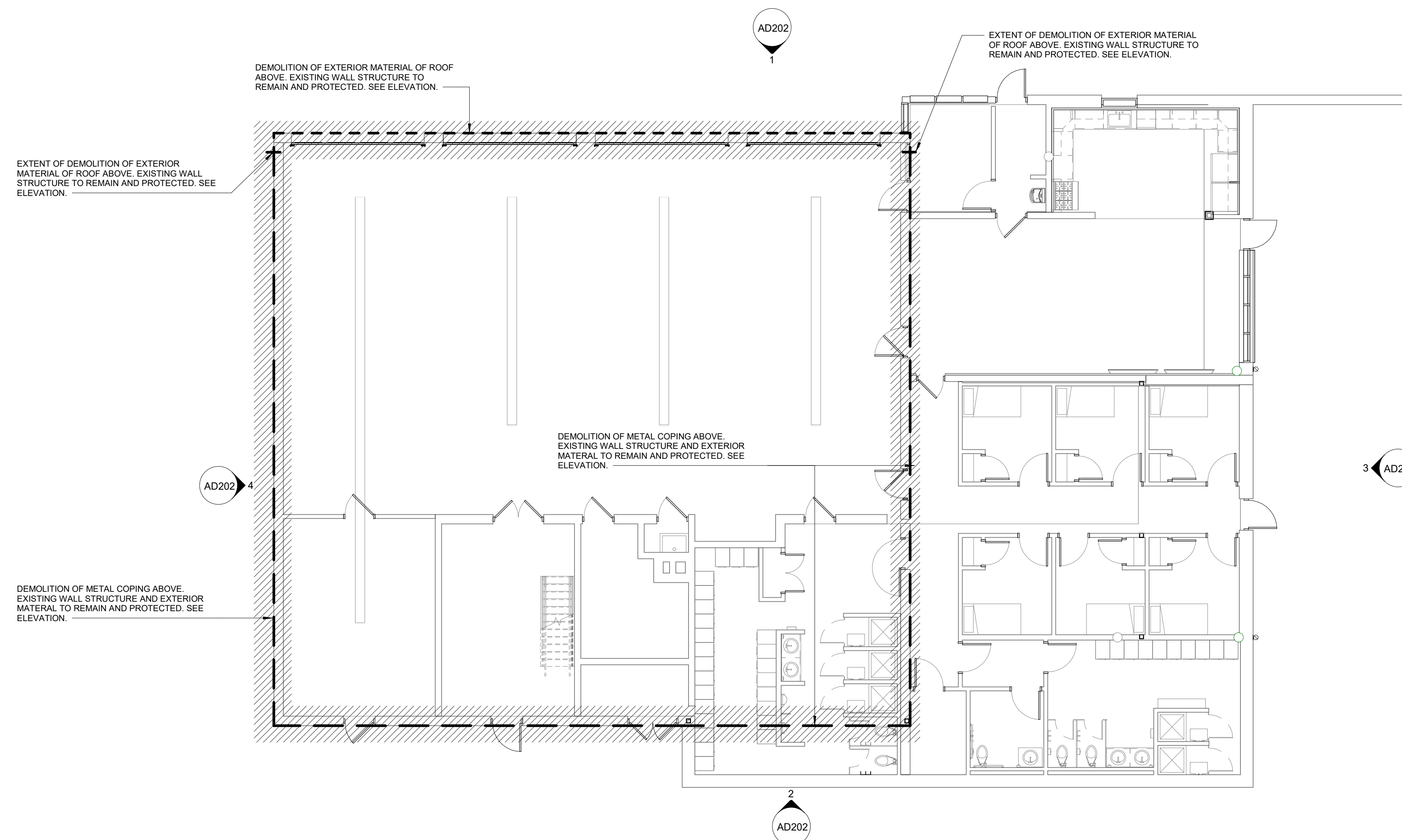
Engineering Strong Communities

GENERAL NOTES:

1. CONTRACTOR TO VERIFY ALL EXIST. DIMENSIONS IN FIELD, NOTIFY ARCHITECT OF ANY DISCREPANCY.
2. REFER TO DEMOLITION EXTERIOR ELEVATIONS FOR EXTENT OF DEMOLITION.
3. SEE A011 FOR GENERAL DEMOLITION NOTES.
4. OWNER TO REMOVE ALL CAMERAS (NOT SHOWN) MOUNTED ON EXISTING SIDING/FASCIA. GENERAL CONTRACTOR TO COORDINATE WITH THE CITY OF ROSEVILLE IT DEPARTMENT.
5. PAINT ANY EXPOSED EXTERIOR CONDUIT TO MATCH ADJACENT SURFACE'S COLOR.

DEMOLITION PLAN LEGEND :

- EXIST. WALL TO REMAIN (W/ EXIST. WINDOWS)
- ////// EXIST. EXTERIOR MATERIAL OF WALL TO BE REMOVED. EXIST. STRUCTURE TO REMAIN. (SEE EXTERIOR ELEVATIONS)



FIRE STATION NO. 2
FIRST FLOOR DEMOLITION PLAN
 1/8" = 1'-0"
 NORTH

06/09/2026	BID ISSUE
DATE	SUBMITTALS/REVISIONS

PROJECT NAME:
FIRE DEPARTMENT FACADE UPGRADES

SHEET TITLE:
FIRE STATION NO. 2 DEMOLITION PLAN

CLIENT:
CITY OF ROSEVILLE

<input checked="" type="checkbox"/> PRELIMINARY	<input type="checkbox"/> CONSTRUCTION	<input type="checkbox"/> RECORD
DRAWN BY: JMS	DESIGNED BY: JMS	DATE: JAN. 2026
CHECKED BY: BLC		



UTILITY INFORMATION, AS SHOWN, INDICATES APPROXIMATE LOCATIONS AND TYPES OF EXISTING FACILITIES ONLY, AS DISCLOSED BY RECORDS PROVIDED TO THIS FIRM FROM THE VARIOUS UTILITY COMPANIES. NO GUARANTEE IS GIVEN OR IMPLIED AS TO THE COMPLETENESS OR ACCURACY THEREOF.

PRIOR TO CONSTRUCTION, ALL LOCATIONS AND DEPTHS OF EXISTING OVERHEAD AND UNDERGROUND UTILITIES IN CONFLICT WITH THE CONSTRUCTION OF THESE PROPOSED IMPROVEMENTS SHALL BE VERIFIED IN THE FIELD. DURING THE CONSTRUCTION, THE CONTRACTOR SHALL PROTECT AND SUPPORT ALL UTILITIES THAT ARE ENCOUNTERED. (ALL COSTS FOR UTILITY LOCATION, VERIFICATION, SUPPORT AND PROTECTION SHALL BE INCLUDED IN THE PROPOSED PAY ITEM CONFLICTING WITH THAT UTILITY).

DURING CONSTRUCTION, THE CONTRACTOR SHALL USE EXTREME CAUTION WHEN OPERATING NEAR ANY AND ALL OVERHEAD AND / OR BURIED UTILITIES.

PROJECT NO. 0100-0579

M:\0100\0100-0579\CAD\Drawings\Construction\Arch\0100-0579 Roseville Fire Department_JMS.rvt 6/9/2026 1:00:16 PM

SHEET NO.
AD201



ANDERSON, ECKSTEIN & WESTRICK, INC.
 CIVIL ENGINEERS - SURVEYORS - ARCHITECTS

51301 Schoenherr Road
 Shelby Township, MI 48315
 586.726.1234 | aewinc.com

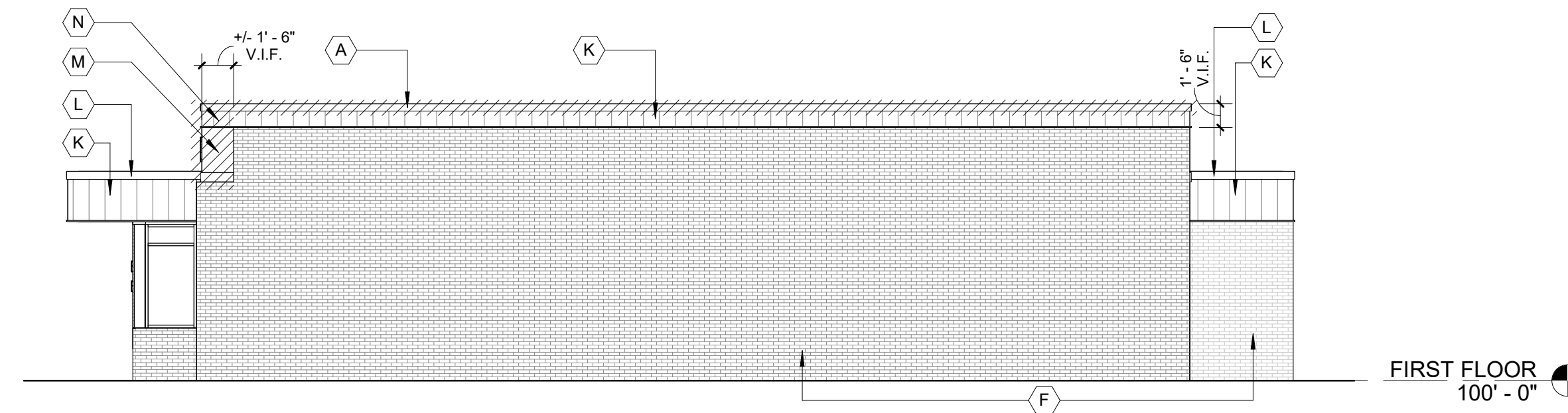
Engineering Strong Communities

GENERAL NOTES:

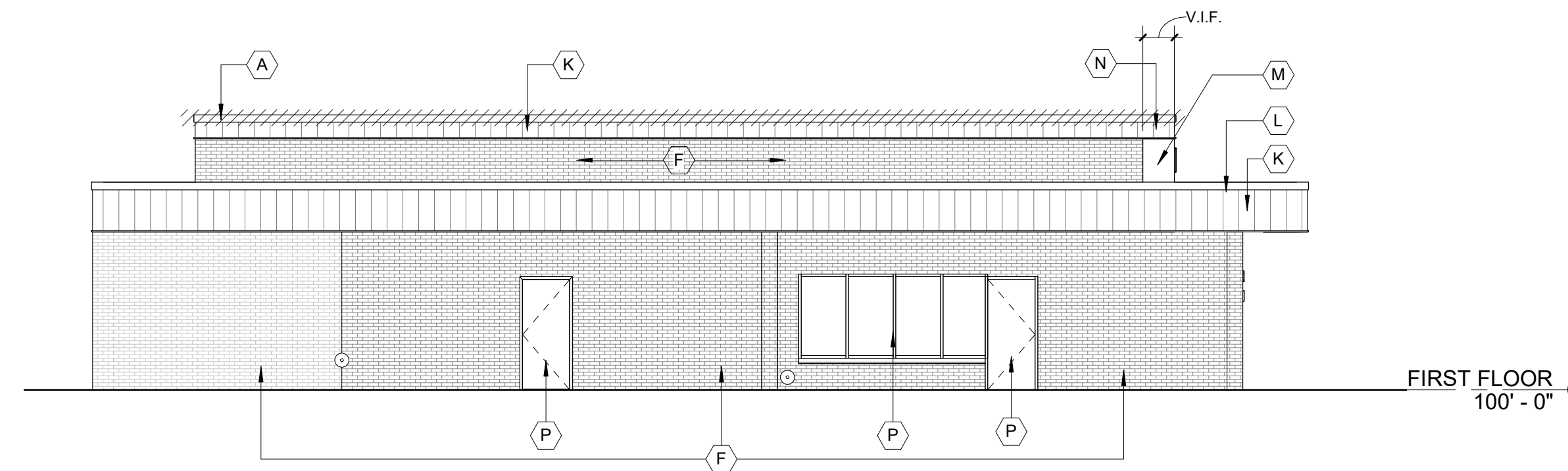
- CONTRACTOR TO VERIFY ALL EXIST. DIMENSIONS IN FIELD, NOTIFY ARCHITECT OF ANY DISCREPANCY.
- REFER TO DEMOLITION EXTERIOR ELEVATIONS FOR EXTENT OF DEMOLITION.
- SEE A011 FOR GENERAL DEMOLITION NOTES.
- OWNER TO REMOVE ALL CAMERAS (NOT SHOWN) MOUNTED ON EXISTING SIDING/FASCIA. GENERAL CONTRACTOR TO COORDINATE WITH THE CITY OF ROSEVILLE IT DEPARTMENT.
- PAINT ANY EXPOSED EXTERIOR CONDUIT TO MATCH ADJACENT SURFACE'S COLOR.

DEMOLITION KEYNOTES:

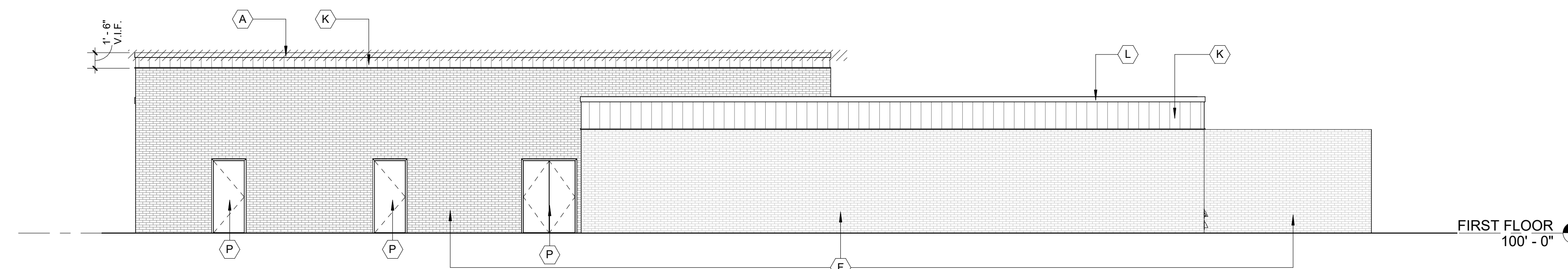
- (A) REMOVE EXIST. METAL COPING OR GRAVEL STOP. PREP FOR NEW. EXIST. WALL STRUCTURE TO REMAIN.
- (B) REMOVE METAL FASCIA
- (C) REMOVE METAL SOFFIT
- (D) REMOVE EXIST. SIGNAGE
- (E) EXIST. LOUVER TO REMAIN
- (F) EXIST. WALL TO REMAIN
- (G) EXIST. TO REMAIN. NO NEW WORK.
- (H) EXIST. CAST ALUMINUM LETTERS TO BE REMOVED AND REPLACED
- (J) EXIST. EXTERIOR ELECTRICAL OUTLET TO REMAIN.
- (K) EXISTING SIDING TO REMAIN.
- (L) EXISTING METAL COPING TO REMAIN.
- (M) EXIST. CERAMIC TILE AND SETTING BED TO REMAIN. REMOVE ANY LOOSE TILE.
- (N) REMOVE EXISTING METAL SIDING AND PREP FOR NEW. EXISTING WALL STRUCTURE TO REMAIN. GENERAL CONTRACTOR TO INCLUDE REMOVAL AND REPLACEMENT OF EXTERIOR GRADE PLYWOOD IN BASE BID. SEE EXTERIOR ELEVATION GENERAL NOTES ON SHEETS A102 AND A103.
- (O) REMOVE EXISTING CORNER TRIM AND PREP FOR NEW.
- (P) EXISTING OPENING TO REMAIN AND PROTECTED FOR NEW WORK.
- (Q) REMOVE AND REPLACE EXISTING METAL FLASHING AS PER NEW WORK. SEE WALL SECTIONS AND DETAILS
- (R) EXIST. FENCE TO REMAIN
- (S) EXIST. STANDING SEAM METAL ROOF
- (T) EXIST. SCUPPER TO REMAIN.
- (U) EXIST. SCREEN WALL TO REMAIN.
- (V) EXISTING GUTTER AND DOWNSPOUTS TO BE REMOVED BY OTHERS AS REQUIRED FOR TRIM DEMOLITION AND NEW WORK. FIRE STATION NO. 1 IS UNDER CONSTRUCTION FOR INTERIOR AND ROOFING RENOVATION. CONTACT TONY CATTIVERA FROM BERNCO CONSTRUCTION AT 586.445.3700 FOR REMOVAL AND REPLACEMENT OF EXISTING GUTTERS AND DOWNSPOUTS.
- (W) REMOVE EXISTING REFLECTIVE TAPE COMPLETE.
- (X) EXISTING OVERHEAD DOORS TO REMAIN. PREP FOR NEW PAINT.
- (Y) REMOVE EXISTING GUTTER AND DOWNSPOUTS COMPLETE.



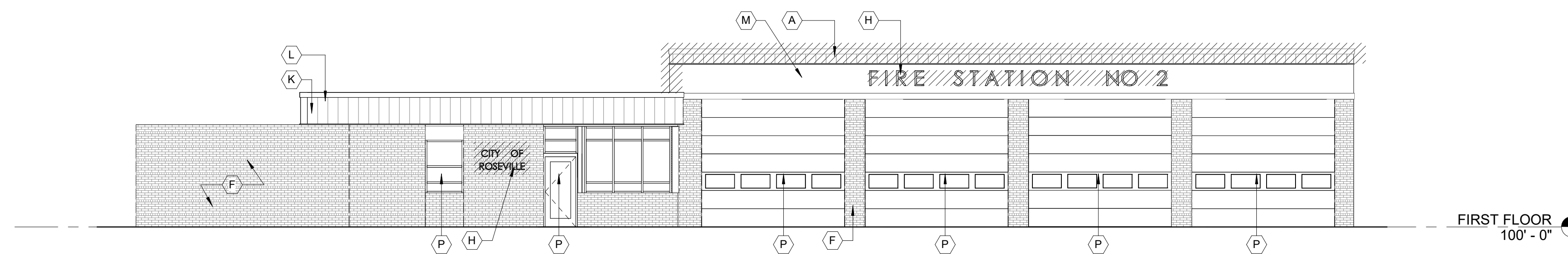
4
 AD202
 FIRE STATION NO. 2
 WEST DEMOLITION ELEVATION
 1/8" = 1'-0"



3
 AD202
 FIRE STATION NO. 2
 EAST DEMOLITION ELEVATION
 1/8" = 1'-0"



2
 AD202
 FIRE STATION NO. 2
 SOUTH DEMOLITION ELEVATION
 1/8" = 1'-0"



1
 AD202
 FIRE STATION NO. 2
 NORTH DEMOLITION ELEVATION
 1/8" = 1'-0"


06/09/2026	BID ISSUE
DATE	SUBMITTALS/REVISIONS

PROJECT NAME:
**FIRE DEPARTMENT
 FACADE
 UPGRADES**

SHEET TITLE:
**FIRE STATION NO. 2
 DEMOLITION
 ELEVATION**

CLIENT:
CITY OF ROSEVILLE

<input type="checkbox"/> PRELIMINARY	<input type="checkbox"/> CONSTRUCTION	<input type="checkbox"/> RECORD
DRAWN BY: JMS	DESIGNED BY: JMS	
CHECKED BY: BLC	DATE: JAN. 2026	
SCALE: AS NOTED		



UTILITY INFORMATION, AS SHOWN, INDICATES APPROXIMATE LOCATIONS AND TYPES OF EXISTING FACILITIES ONLY, AS DISCLOSED BY RECORDS PROVIDED TO THIS FIRM FROM THE VARIOUS UTILITY COMPANIES. NO GUARANTEE IS GIVEN OR IMPLIED AS TO THE COMPLETENESS OR ACCURACY THEREOF.

PRIOR TO CONSTRUCTION, ALL LOCATIONS AND DEPTHS OF EXISTING OVERHEAD AND UNDERGROUND UTILITIES IN CONFLICT WITH THE CONSTRUCTION OF THESE PROPOSED IMPROVEMENTS SHALL BE VERIFIED IN THE FIELD. DURING THE CONSTRUCTION, THE CONTRACTOR SHALL PROTECT AND SUPPORT ALL UTILITIES THAT ARE ENCOUNTERED. (ALL COSTS FOR UTILITY LOCATION, VERIFICATION, SUPPORT AND PROTECTION SHALL BE INCLUDED IN THE PROPOSED PAY ITEM CONFLICTING WITH THAT UTILITY).

DURING CONSTRUCTION, THE CONTRACTOR SHALL USE EXTREME CAUTION WHEN OPERATING NEAR ANY AND ALL OVERHEAD AND / OR BURIED UTILITIES.

PROJECT NO. 0100-0579

M:\0100\0100-0579\CAD\Drawings\Construction\Arch\0100-0579 Roseville Fire Department_JMS.rvt 6/9/2026 1:00:17 PM

SHEET NO.

AD202



ANDERSON, ECKSTEIN & WESTRICK, INC.
CIVIL ENGINEERS - SURVEYORS - ARCHITECTS

51301 Schoenherr Road
Shelby Township, MI 48315
586.726.1234 | aewinc.com

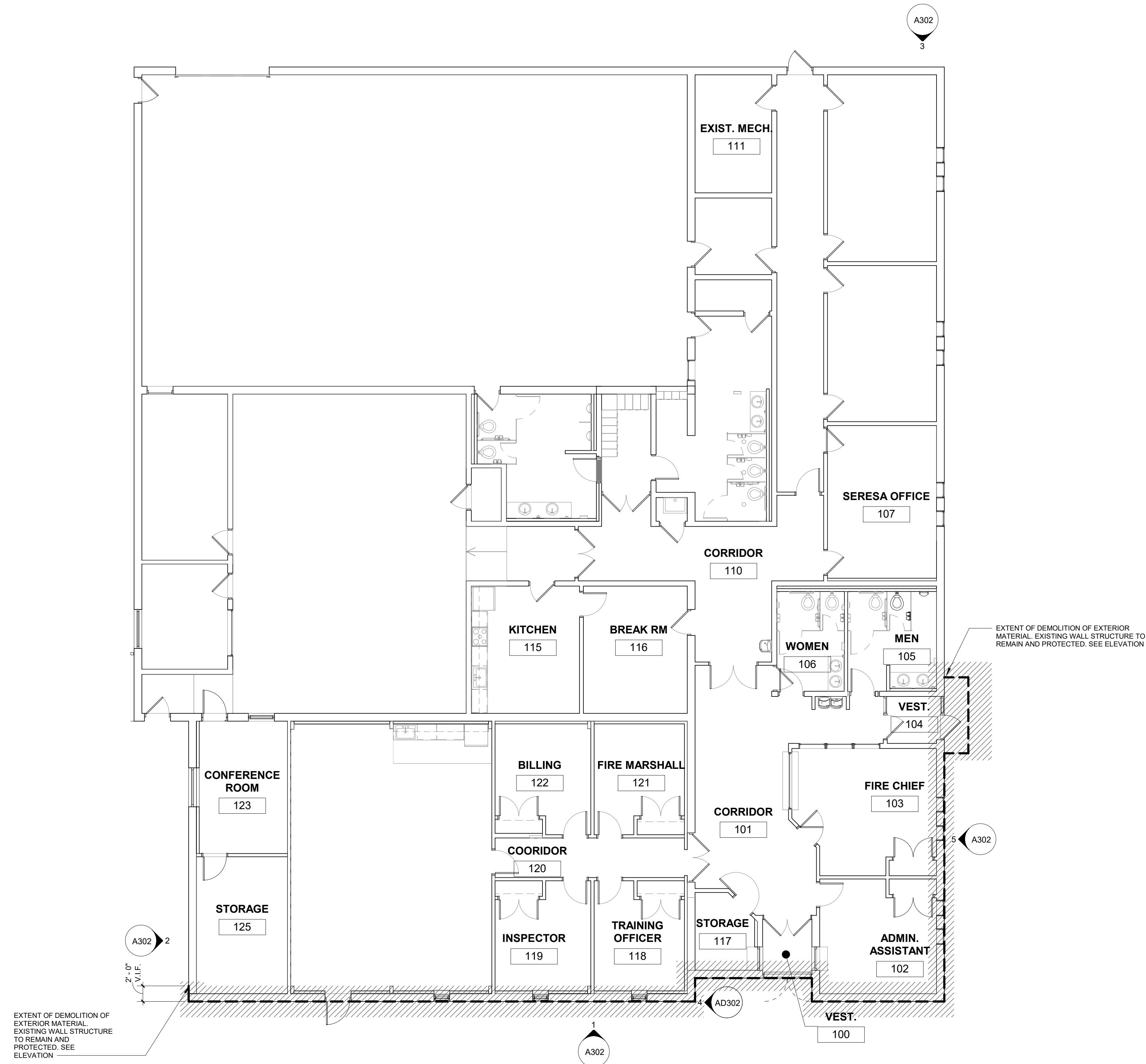
Engineering Strong Communities

GENERAL NOTES:

1. CONTRACTOR TO VERIFY ALL EXIST. DIMENSIONS IN FIELD, NOTIFY ARCHITECT OF ANY DISCREPANCY.
2. REFER TO DEMOLITION EXTERIOR ELEVATIONS FOR EXTENT OF DEMOLITION.
3. SEE A011 FOR GENERAL DEMOLITION NOTES.
4. OWNER TO REMOVE ALL CAMERAS (NOT SHOWN) MOUNTED ON EXISTING SIDING/FASCIA. GENERAL CONTRACTOR TO COORDINATE WITH THE CITY OF ROSEVILLE IT DEPARTMENT.
5. PAINT ANY EXPOSED EXTERIOR CONDUIT TO MATCH ADJACENT SURFACE'S COLOR.

DEMOLITION PLAN LEGEND :

- EXIST. WALL TO REMAIN (W/ EXIST. WINDOWS)
- ////// EXIST. EXTERIOR MATERIAL OF WALL TO BE REMOVED. EXIST. STRUCTURE TO REMAIN. (SEE EXTERIOR ELEVATIONS)



**FIRE ADMINISTRATION
FIRST FLOOR DEMOLITION PLAN**

1
AD301 1/8" = 1'-0"

NORTH


06/09/2026	BID ISSUE
DATE	SUBMITTALS/REVISIONS

PROJECT NAME:
**FIRE DEPARTMENT
FACADE
UPGRADES**

SHEET TITLE:
**FIRE
ADMINISTRATION
DEMOLITION PLAN**

CLIENT:
CITY OF ROSEVILLE

<input checked="" type="checkbox"/> PRELIMINARY	<input type="checkbox"/> CONSTRUCTION	<input type="checkbox"/> RECORD
DRAWN BY: JMS	DESIGNED BY: JMS	
CHECKED BY: BLC	DATE: JAN. 2026	
SCALE: AS NOTED		



UTILITY INFORMATION, AS SHOWN, INDICATES APPROXIMATE LOCATIONS AND TYPES OF EXISTING FACILITIES ONLY. AS DISCLOSED BY RECORDS PROVIDED TO THIS FIRM FROM THE VARIOUS UTILITY COMPANIES. NO GUARANTEE IS GIVEN OR IMPLIED AS TO THE COMPLETENESS OR ACCURACY THEREOF.

PRIOR TO CONSTRUCTION, ALL LOCATIONS AND DEPTHS OF EXISTING OVERHEAD AND UNDERGROUND UTILITIES IN CONFLICT WITH THE CONSTRUCTION OF THESE PROPOSED IMPROVEMENTS SHALL BE VERIFIED IN THE FIELD. DURING THE CONSTRUCTION, THE CONTRACTOR SHALL PROTECT AND SUPPORT ALL UTILITIES THAT ARE ENCOUNTERED. (ALL COSTS FOR UTILITY LOCATION, VERIFICATION, SUPPORT AND PROTECTION SHALL BE INCLUDED IN THE PROPOSED PAY ITEM CONFLICTING WITH THAT UTILITY).

DURING CONSTRUCTION, THE CONTRACTOR SHALL USE EXTREME CAUTION WHEN OPERATING NEAR ANY AND ALL OVERHEAD AND / OR BURIED UTILITIES.

PROJECT NO. 0100-0579

M:\0100\0100-0579\CAD\Drawings\Construction\Arch\0100-0579 Roseville Fire Department_JMS.rvt 6/9/2026 1:00:18 PM

SHEET NO.

AD301



ANDERSON, ECKSTEIN & WESTRICK, INC.
CIVIL ENGINEERS - SURVEYORS - ARCHITECTS

51301 Schoenherr Road
Shelby Township, MI 48315
586.726.1234 | aewinc.com

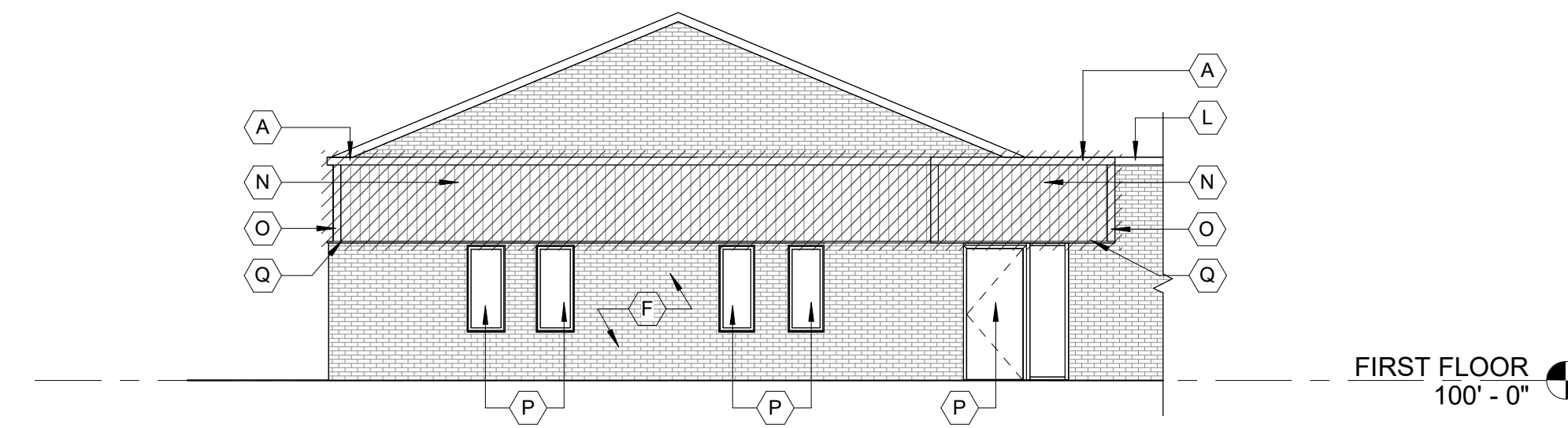
Engineering Strong Communities

GENERAL NOTES:

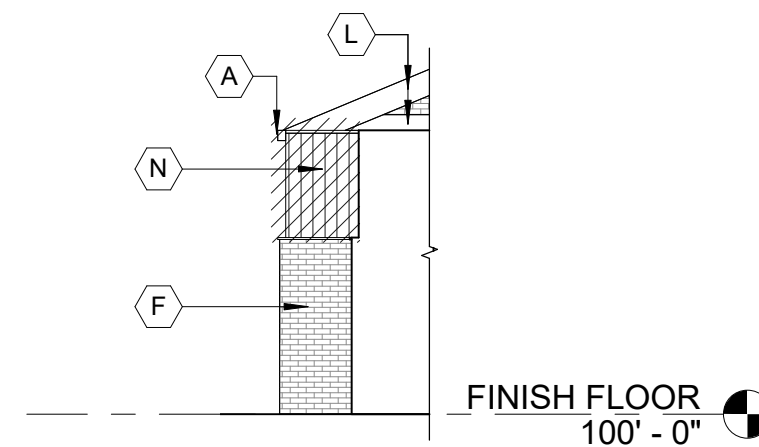
- CONTRACTOR TO VERIFY ALL EXIST. DIMENSIONS IN FIELD, NOTIFY ARCHITECT OF ANY DISCREPANCY.
- REFER TO DEMOLITION EXTERIOR ELEVATIONS FOR EXTENT OF DEMOLITION.
- SEE A011 FOR GENERAL DEMOLITION NOTES.
- OWNER TO REMOVE ALL CAMERAS (NOT SHOWN) MOUNTED ON EXISTING SIDING/FASCIA. GENERAL CONTRACTOR TO COORDINATE WITH THE CITY OF ROSEVILLE IT DEPARTMENT.
- PAINT ANY EXPOSED EXTERIOR CONDUIT TO MATCH ADJACENT SURFACE'S COLOR.

DEMOLITION KEYNOTES:

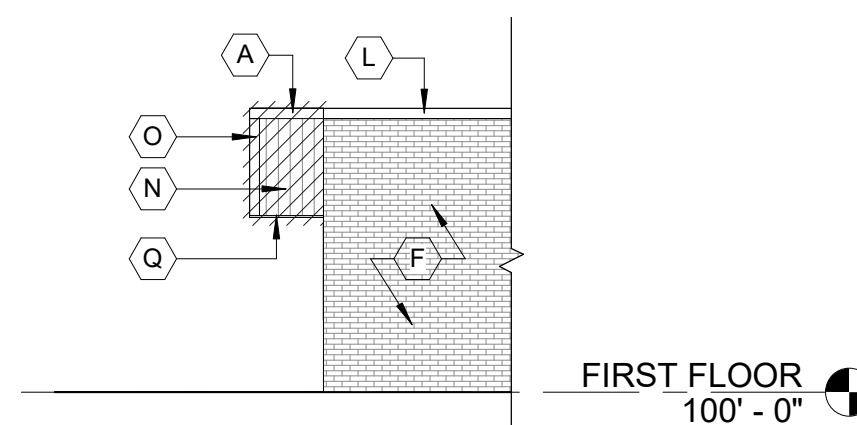
- (A) REMOVE EXIST. METAL COPING OR GRAVEL STOP. PREP FOR NEW. EXIST. WALL STRUCTURE TO REMAIN.
- (B) REMOVE METAL FASCIA
- (C) REMOVE METAL SOFFIT
- (D) REMOVE EXIST. SIGNAGE
- (E) EXIST. LOUVER TO REMAIN
- (F) EXIST. WALL TO REMAIN
- (G) EXIST. TO REMAIN. NO NEW WORK.
- (H) EXIST. CAST ALUMINUM LETTERS TO BE REMOVED AND REPLACED
- (J) EXIST. EXTERIOR ELECTRICAL OUTLET TO REMAIN.
- (K) EXISTING SIDING TO REMAIN.
- (L) EXISTING METAL COPING TO REMAIN.
- (M) EXIST. CERAMIC TILE AND SETTING BED TO REMAIN. REMOVE ANY LOOSE TILE.
- (N) REMOVE EXISTING METAL SIDING AND PREP FOR NEW. EXISTING WALL STRUCTURE TO REMAIN. GENERAL CONTRACTOR TO INCLUDE REMOVAL AND REPLACEMENT OF EXTERIOR GRADE PLYWOOD IN BASE BID. SEE EXTERIOR ELEVATION GENERAL NOTES ON SHEETS A102 AND A103.
- (O) REMOVE EXISTING CORNER TRIM AND PREP FOR NEW.
- (P) EXISTING OPENING TO REMAIN AND PROTECTED FOR NEW WORK.
- (Q) REMOVE AND REPLACE EXISTING METAL FLASHING AS PER NEW WORK. SEE WALL SECTIONS AND DETAILS
- (R) EXIST. FENCE TO REMAIN
- (S) EXIST. STANDING SEAM METAL ROOF
- (T) EXIST. SCUPPER TO REMAIN.
- (U) EXIST. SCREEN WALL TO REMAIN.
- (V) EXISTING GUTTER AND DOWNSPOUTS TO BE REMOVED BY OTHERS AS REQUIRED FOR TRIM DEMOLITION AND NEW WORK. FIRE STATION NO. 1 IS UNDER CONSTRUCTION FOR INTERIOR AND ROOFING RENOVATION. CONTACT TONY CATTIVERA FROM BERNCO CONSTRUCTION AT 586.445.3700 FOR REMOVAL AND REPLACEMENT OF EXISTING GUTTERS AND DOWNSPOUTS.
- (W) REMOVE EXISTING REFLECTIVE TAPE COMPLETE.
- (X) EXISTING OVERHEAD DOORS TO REMAIN. PREP FOR NEW PAINT.
- (Y) REMOVE EXISTING GUTTER AND DOWNSPOUTS COMPLETE.



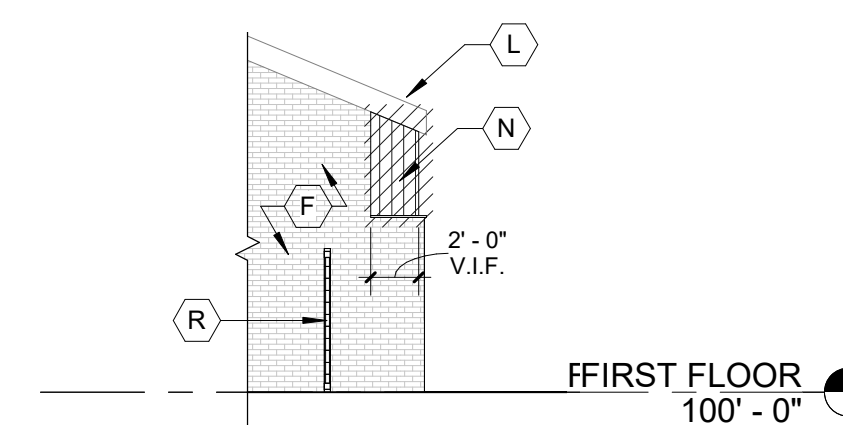
5
AD302
**FIRE ADMINISTRATION
EAST DEMOLITION ELEVATION**
1/8" = 1'-0"



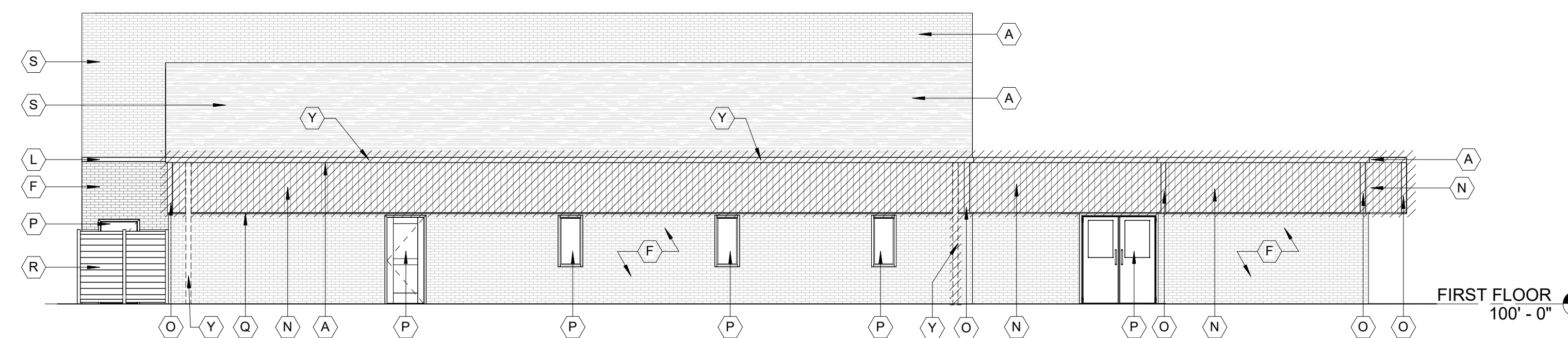
4
AD302
**FIRE ADMINISTRATION
ENTRANCE ELEVATION**
1/8" = 1'-0"



3
AD302
**FIRE ADMINISTRATION
NORTH DEMOLITION ELEVATION**
1/8" = 1'-0"



2
AD302
**FIRE ADMINISTRATION
WEST DEMOLITION ELEVATION**
1/8" = 1'-0"



1
AD302
**FIRE ADMINISTRATION
SOUTH DEMOLITION ELEVATION**
1/8" = 1'-0"


06/09/2026	BID ISSUE
DATE	SUBMITTALS/REVISIONS

PROJECT NAME:
**FIRE DEPARTMENT
FACADE
UPGRADES**

SHEET TITLE:
**FIRE
ADMINISTRATION
DEMOLITION
ELEVATIONS**

CLIENT:
CITY OF ROSEVILLE

<input type="checkbox"/> PRELIMINARY	<input type="checkbox"/> CONSTRUCTION	<input type="checkbox"/> RECORD
DRAWN BY: JMS	DESIGNED BY: JMS	
CHECKED BY: BLC	DATE: JAN. 2026	
SCALE: AS NOTED		



UTILITY INFORMATION, AS SHOWN, INDICATES APPROXIMATE LOCATIONS AND TYPES OF EXISTING FACILITIES ONLY, AS DISCLOSED BY RECORDS PROVIDED TO THIS FIRM FROM THE VARIOUS UTILITY COMPANIES. NO GUARANTEE IS GIVEN OR IMPLIED AS TO THE COMPLETENESS OR ACCURACY THEREOF.

PRIOR TO CONSTRUCTION, ALL LOCATIONS AND DEPTHS OF EXISTING OVERHEAD AND UNDERGROUND UTILITIES IN CONFLICT WITH THE CONSTRUCTION OF THESE PROPOSED IMPROVEMENTS SHALL BE VERIFIED IN THE FIELD. DURING THE CONSTRUCTION, THE CONTRACTOR SHALL PROTECT AND SUPPORT ALL UTILITIES THAT ARE ENCOUNTERED. (ALL COSTS FOR UTILITY LOCATION, VERIFICATION, SUPPORT AND PROTECTION SHALL BE INCLUDED IN THE PROPOSED PAY ITEM CONFLICTING WITH THAT UTILITY).

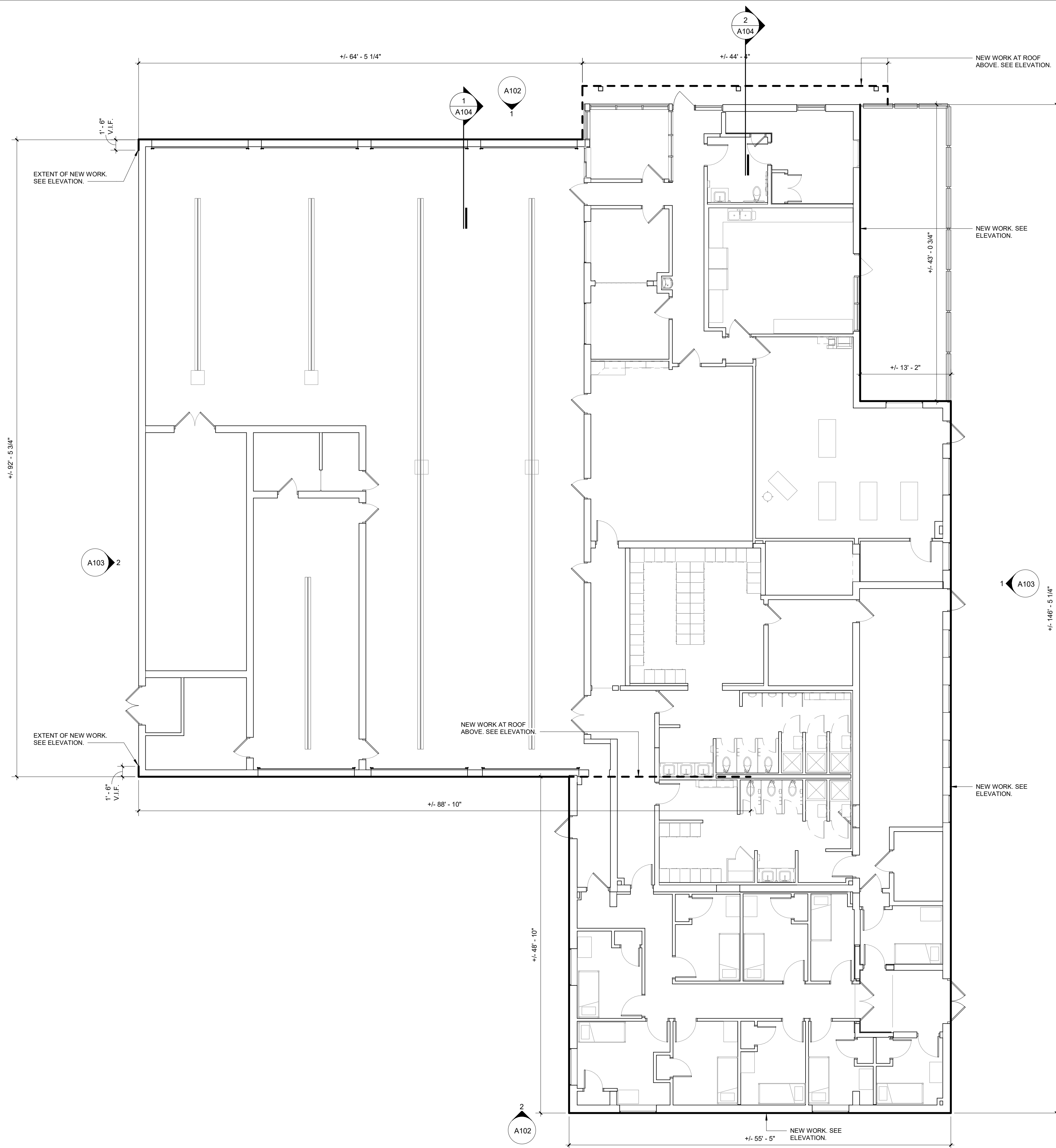
DURING CONSTRUCTION, THE CONTRACTOR SHALL USE EXTREME CAUTION WHEN OPERATING NEAR ANY AND ALL OVERHEAD AND / OR BURIED UTILITIES.

PROJECT NO. 0100-0579

M:\0100\0100-0579\CAD\Drawings\Construction\Arch\0100-0579 Roseville Fire Department_JMS.rvt 6/9/2026 1:00:19 PM

SHEET NO.

AD302



**FIRE STATION NO. 1
COMPOSITE FIRST FLOOR PLAN**

1/8" = 1'-0"
NORTH

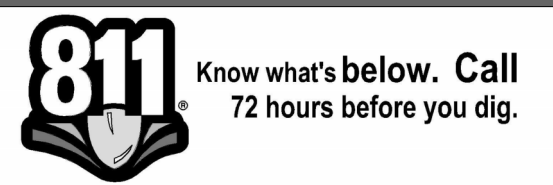


ANDERSON, ECKSTEIN & WESTRICK, INC.
CIVIL ENGINEERS - SURVEYORS - ARCHITECTS

51301 Schoenherr Road
Shelby Township, MI 48315
586.726.1234 | aewinc.com

Engineering Strong Communities

06/09/2026	BID ISSUE
DATE	SUBMITTALS/REVISIONS
PROJECT NAME:	
FIRE DEPARTMENT FACADE UPGRADES	
SHEET TITLE:	
FIRE STATION NO. 1 COMPOSITE FLOOR PLAN	
CLIENT:	
CITY OF ROSEVILLE	
<input type="checkbox"/> PRELIMINARY	<input type="checkbox"/> CONSTRUCTION
<input type="checkbox"/> RECORD	
DRAWN BY: JMS	DESIGNED BY: JMS
CHECKED BY: BLC	DATE: JAN. 2026
SCALE: AS NOTED	



UTILITY INFORMATION, AS SHOWN, INDICATES APPROXIMATE LOCATIONS AND TYPES OF EXISTING FACILITIES ONLY, AS DISCLOSED BY RECORDS PROVIDED TO THIS FIRM FROM THE VARIOUS UTILITY COMPANIES. NO GUARANTEE IS GIVEN OR IMPLIED AS TO THE COMPLETENESS OR ACCURACY THEREOF.

PRIOR TO CONSTRUCTION, ALL LOCATIONS AND DEPTHS OF EXISTING OVERHEAD AND UNDERGROUND UTILITIES IN CONFLICT WITH THE CONSTRUCTION OF THESE PROPOSED IMPROVEMENTS SHALL BE VERIFIED IN THE FIELD. DURING THE CONSTRUCTION, THE CONTRACTOR SHALL PROTECT AND SUPPORT ALL UTILITIES THAT ARE ENCOUNTERED. (ALL COSTS FOR UTILITY LOCATION, VERIFICATION, SUPPORT AND PROTECTION SHALL BE INCLUDED IN THE PROPOSED PAY ITEM CONFLICTING WITH THAT UTILITY).

DURING CONSTRUCTION, THE CONTRACTOR SHALL USE EXTREME CAUTION WHEN OPERATING NEAR ANY AND ALL OVERHEAD AND / OR BURIED UTILITIES.

PROJECT NO. 0100-0579

M:\0100\0100-0579\CAD\Drawings\Construction\Arch\0100-0579 Roseville Fire Department_JMS.rvt 6/9/2026 1:00:06 PM

SHEET NO.

A101



ANDERSON, ECKSTEIN & WESTRICK, INC.
CIVIL ENGINEERS - SURVEYORS - ARCHITECTS

51301 Schoenherr Road
Shelby Township, MI 48315
586.726.1234 | aewinc.com

Engineering Strong Communities

COLOR LEGEND

BASIS OF DESIGN FOR METAL WALL PANELS IS BERRIDGE WITH THE EXCEPTION OF COLOR 5. COLORS LISTED BELOW ARE FROM BERRIDGE'S STANDARD COLORS.

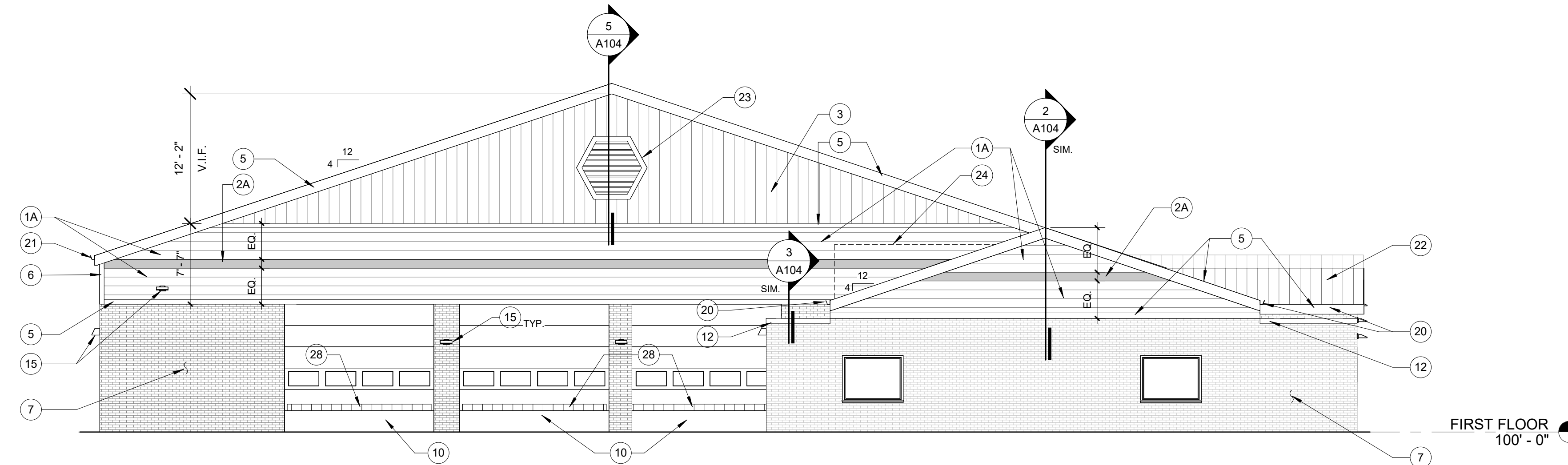
COLOR 1 (ACCENT):	DEEP RED
COLOR 2:	BURGUNDY
COLOR 3:	DARK BRONZE
COLOR 4:	ALMOND
COLOR 5 (SIGNAGE ONLY):	WHITE

EXTERIOR ELEVATIONS GENERAL NOTES:

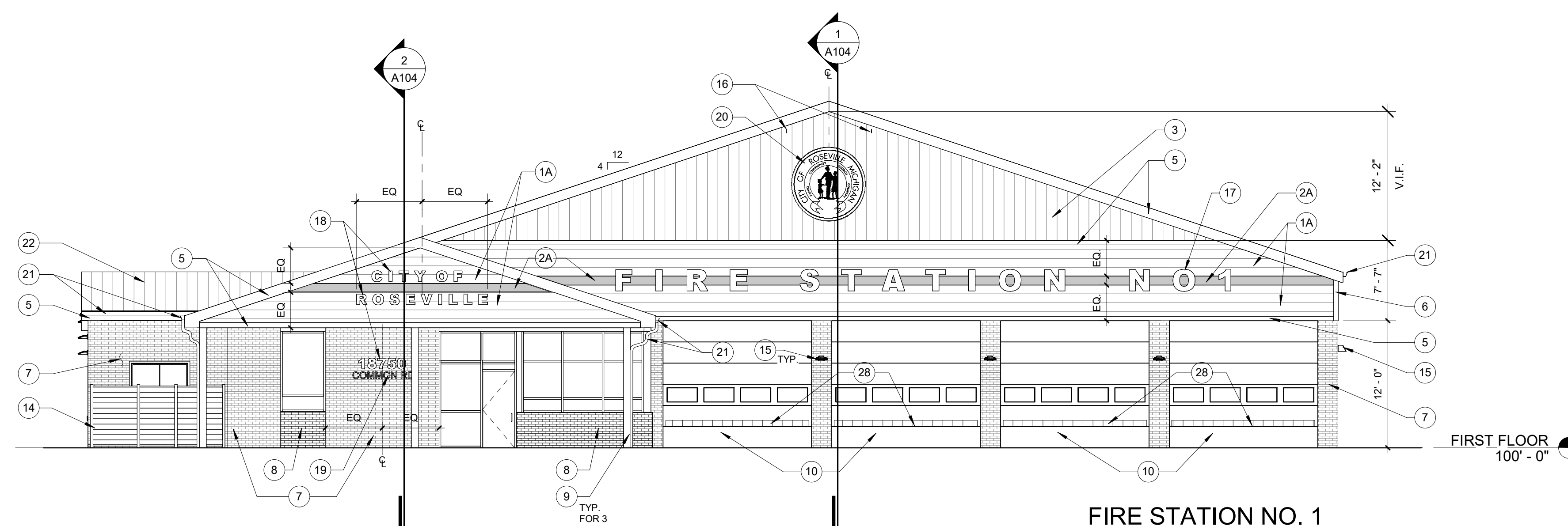
- FIRE STATION NO. 1 : EXISTING GUTTERS AND DOWNSPOUTS TO BE REINSTALLED BY OTHERS. CONTACT TONY CATTIVERA FROM BERNCO CONSTRUCTION AT 586.445.3700 FOR THE REINSTALLATION OF GUTTERS AND DOWNSPOUTS. FIRE ADMINISTRATION BUILDING: CONTRACTOR TO PROVIDE NEW GUTTERS AND DOWNSPOUTS.
- ALL CAST ALUMINUM LETTERS ARE COLOR 5 WITH ARIAL BLACK FONT UNLESS NOTED OTHERWISE. REFER TO ELEVATIONS FOR HEIGHT.
- GENERAL CONTRACTOR TO INCLUDE UNIT PRICES FOR NEW EXTERIOR GRADE SHEATHING - SEE FRONT END OF SPECIFICATIONS. THE BASE BID SHOULD ALSO INCLUDE THE EXISTING DAMAGED SHEATHING TO BE REMOVED AND REPLACED WITH NEW 5/8" EXTERIOR GRADE SHEATHING. SEE QUANTITIES BELOW:
FIRE STATION NO. 1: 1,216 S.F.
FIRE STATION NO. 2: N/A
FIRE STATION HEADQUARTERS: 352 S.F.

EXTERIOR ELEVATION KEYNOTES:

- NEW HORIZONTAL METAL WALL PANEL, MWP-2 (COLOR 2)
- NEW HORIZONTAL METAL WALL PANEL, MWP-3 (COLOR 2)
- NEW HORIZONTAL METAL WALL PANEL ACCENT, MWP-2 (COLOR 1) CENTER VERTICALLY IN WALL
- NEW HORIZONTAL METAL WALL PANEL ACCENT, MWP-3 (COLOR 1) CENTER VERTICALLY IN WALL
- NEW VERTICAL METAL WALL PANEL, MWP-1 (COLOR 4)
- NEW ALUMINUM WRAPPED ON TRTD. WOOD NAILER (COLOR 2)
- NEW ALUMINUM WRAPPED ON TRTD. WOOD NAILER (COLOR 3)
- NEW METAL CORNER TRIM BY METAL WALL PANEL MANUFACTURE (COLOR 3)
- EXISTING BRICK TO REMAIN.
- EXISTING BRICK TO BE PAINTED TO MATCH COLOR 1.
- EXIST. COLUMN TO REMAIN.
- EXISTING OVERHEAD DOORS TO BE PAINTED (COLOR 3)
- EXISTING METAL COPING TO REMAIN.
- NEW METAL COPING OR GRAVEL STOP (COLOR 3). REFER TO DETAIL SHEET.
- EXISTING RAILING TO BE PAINTED (BY OTHERS)
- EXISTING FENCE TO REMAIN.
- EXISTING LIGHT FIXTURE TO REMAIN.
- EXISTING HOOKS FOR HOLIDAY DECORATIONS TO REMAIN.
- NEW CAST ALUMINUM LETTERS, 24" H.
- NEW CAST ALUMINUM LETTERS, 12" H.
- NEW CAST ALUMINUM LETTERS, 8" H., ARIAL FONT
- NEW METAL SIGNAGE BY SIGNAGE CONTRACTOR.
- GUTTER AND DOWNSPOUTS. SEE EXTERIOR ELEVATION GENERAL NOTE 1.
- EXISTING METAL ROOF TO REMAIN.
- PAINT EXISTING WOOD LOUVERS (COLOR 4). PROVIDE NEW 2X6 WOOD TREATED WOOD NAILERS WRAPPED IN ALUM. AROUND PERIMETER OF LOUVER (COLOR 4). REMOVE AND REPLACE NEW INSECT SCREEN.
- EXISTING METAL SCREEN.
- EXISTING FASCIA TO REMAIN
- EXISTING METAL WALL PANEL TO REMAIN
- EXISTING SOFFIT TO REMAIN
- NEW REFLECTIVED STRIP APPLIED TO OVERHEAD DOOR, TYP FOR ALL.



2
A102
FIRE STATION NO. 1
SOUTH ELEVATION
1/8" = 1'-0"



1
A102
FIRE STATION NO. 1
NORTH ELEVATION
1/8" = 1'-0"


06/09/2026	BID ISSUE
DATE	SUBMITTALS/REVISIONS

PROJECT NAME:
**FIRE DEPARTMENT
FACADE
UPGRADES**

SHEET TITLE:
**FIRE STATION NO. 1
EXTERIOR
ELEVATIONS**

CLIENT:
CITY OF ROSEVILLE

<input type="checkbox"/> PRELIMINARY	<input type="checkbox"/> CONSTRUCTION	<input type="checkbox"/> RECORD
DRAWN BY: JMS	DESIGNED BY: JMS	
CHECKED BY: BLC	DATE: JAN. 2026	
SCALE: AS NOTED		



UTILITY INFORMATION, AS SHOWN, INDICATES APPROXIMATE LOCATIONS AND TYPES OF EXISTING FACILITIES ONLY, AS DISCLOSED BY RECORDS PROVIDED TO THIS FIRM FROM THE VARIOUS UTILITY COMPANIES. NO GUARANTEE IS GIVEN OR IMPLIED AS TO THE COMPLETENESS OR ACCURACY THEREOF.

PRIOR TO CONSTRUCTION, ALL LOCATIONS AND DEPTHS OF EXISTING OVERHEAD AND UNDERGROUND UTILITIES IN CONFLICT WITH THE CONSTRUCTION OF THESE PROPOSED IMPROVEMENTS SHALL BE VERIFIED IN THE FIELD. DURING THE CONSTRUCTION, THE CONTRACTOR SHALL PROTECT AND SUPPORT ALL UTILITIES THAT ARE ENCOUNTERED. (ALL COSTS FOR UTILITY LOCATION, VERIFICATION, SUPPORT AND PROTECTION SHALL BE INCLUDED IN THE PROPOSED PAY ITEM CONFLICTING WITH THAT UTILITY).

DURING CONSTRUCTION, THE CONTRACTOR SHALL USE EXTREME CAUTION WHEN OPERATING NEAR ANY AND ALL OVERHEAD AND / OR BURIED UTILITIES.

PROJECT NO. 0100-0579

M:\0100\0100-0579\CAD\Drawings\Construction\Arch\0100-0579 Roseville Fire Department_JMS.rvt 6/9/2026 1:00:07 PM

SHEET NO.

A102



ANDERSON, ECKSTEIN & WESTRICK, INC.
CIVIL ENGINEERS - SURVEYORS - ARCHITECTS

51301 Schoenherr Road
Shelby Township, MI 48315
586.726.1234 | aewinc.com

Engineering Strong Communities

COLOR LEGEND

BASIS OF DESIGN FOR METAL WALL PANELS IS BERRIDGE WITH THE EXCEPTION OF COLOR 5. COLORS LISTED BELOW ARE FROM BERRIDGE'S STANDARD COLORS.

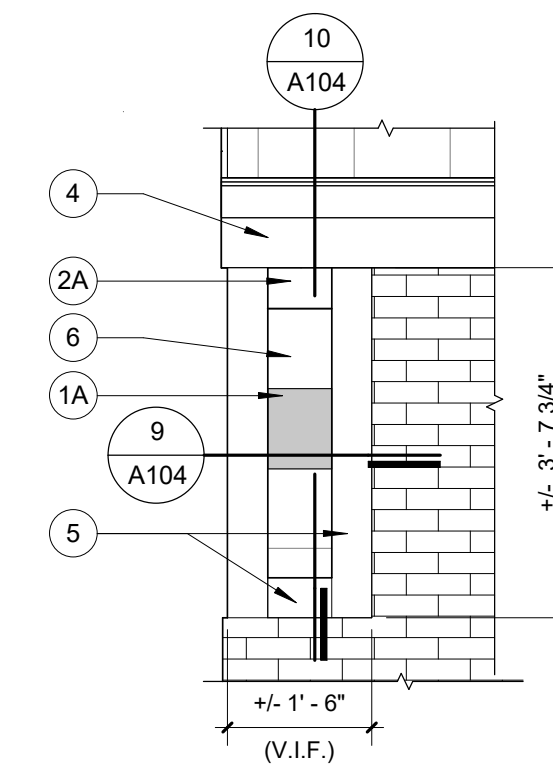
COLOR 1 (ACCENT):	DEEP RED
COLOR 2:	BURGUNDY
COLOR 3:	DARK BRONZE
COLOR 4:	ALMOND
COLOR 5 (SIGNAGE ONLY):	WHITE

EXTERIOR ELEVATIONS GENERAL NOTES:

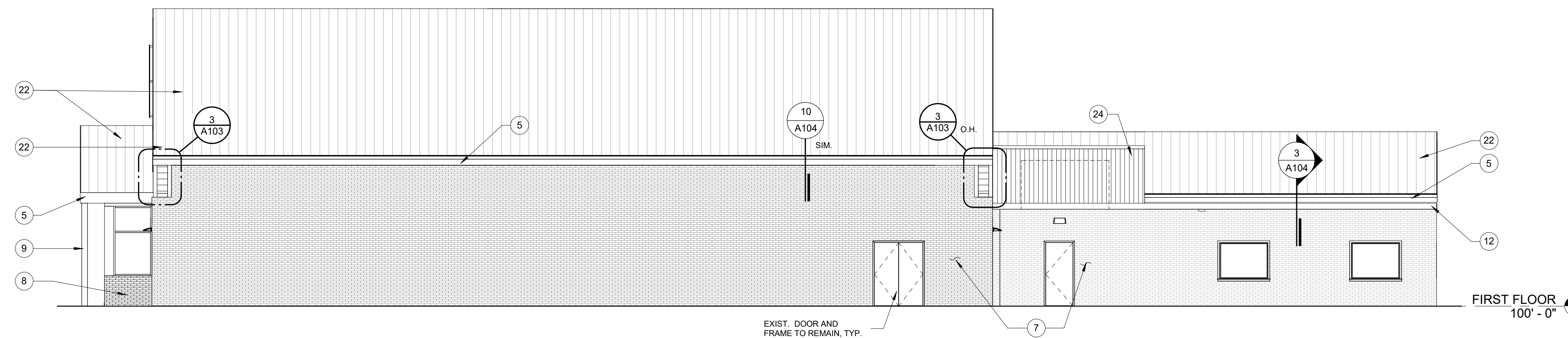
- FIRE STATION NO. 1: EXISTING GUTTERS AND DOWNSPOUTS TO BE REINSTALLED BY OTHERS. CONTACT TONY CATTIVERA FROM BERNOCO CONSTRUCTION AT 586.445.3700 FOR THE REINSTALLATION OF GUTTERS AND DOWNSPOUTS.
FIRE ADMINISTRATION BUILDING: CONTRACTOR TO PROVIDE NEW GUTTERS AND DOWNSPOUTS.
- ALL CAST ALUMINUM LETTERS ARE COLOR 5 WITH ARIAL BLACK FONT UNLESS NOTED OTHERWISE. REFER TO ELEVATIONS FOR HEIGHT.
- GENERAL CONTRACTOR TO INCLUDE UNIT PRICES FOR NEW EXTERIOR GRADE SHEATHING - SEE FRONT END OF SPECIFICATIONS. THE BASE BID SHOULD ALSO INCLUDE THE EXISTING DAMAGED SHEATHING TO BE REMOVED AND REPLACED WITH NEW 5/8" EXTERIOR GRADE SHEATHING. SEE QUANTITIES BELOW:
FIRE STATION NO. 1: 1,216 S.F.
FIRE STATION NO. 2: N/A
FIRE STATION HEADQUARTERS: 352 S.F.

EXTERIOR ELEVATION KEYNOTES:

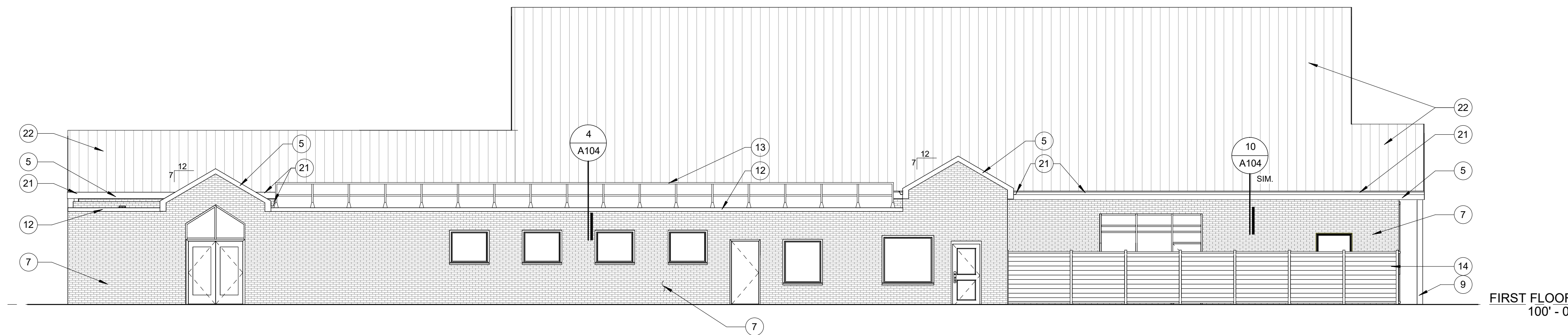
- NEW HORIZONTAL METAL WALL PANEL, MWP-2 (COLOR 2)
- NEW HORIZONTAL METAL WALL PANEL, MWP-3 (COLOR 2)
- NEW HORIZONTAL METAL WALL PANEL ACCENT, MWP-2 (COLOR 1) CENTER VERTICALLY IN WALL
- NEW HORIZONTAL METAL WALL PANEL ACCENT, MWP-3 (COLOR 1) CENTER VERTICALLY IN WALL
- NEW VERTICAL METAL WALL PANEL, MWP-1 (COLOR 4)
- NEW ALUMINUM WRAPPED ON TRTD WOOD NAILER (COLOR 2)
- NEW ALUMINUM WRAPPED ON TRTD. WOOD NAILER (COLOR 3)
- NEW METAL CORNER TRIM BY METAL WALL PANEL MANUFACTURE (COLOR 3)
- EXISTING BRICK TO REMAIN.
- EXISTING BRICK TO BE PAINTED TO MATCH COLOR 1.
- EXIST. COLUMN TO REMAIN.
- EXISTING OVERHEAD DOORS TO BE PAINTED (COLOR 3)
- EXISTING METAL COPING TO REMAIN.
- NEW METAL COPING OR GRAVEL STOP (COLOR 3). REFER TO DETAIL SHEET.
- EXISTING RAILING TO BE PAINTED (BY OTHERS)
- EXISTING FENCE TO REMAIN.
- EXISTING LIGHT FIXTURE TO REMAIN.
- EXISTING HOOKS FOR HOLIDAY DECORATIONS TO REMAIN.
- NEW CAST ALUMINUM LETTERS, 24" H.
- NEW CAST ALUMINUM LETTERS, 12" H.
- NEW CAST ALUMINUM LETTERS, 8" H., ARIAL FONT
- NEW METAL SIGNAGE BY SIGNAGE CONTRACTOR.
- GUTTER AND DOWNSPOUTS. SEE EXTERIOR ELEVATION GENERAL NOTE 1.
- EXISTING METAL ROOF TO REMAIN.
- PAINT EXISTING WOOD LOUVERS (COLOR 4). PROVIDE NEW 2X6 WOOD TREATED WOOD NAILERS WRAPPED IN ALUM. AROUND PERIMETER OF LOUVER (COLOR 4). REMOVE AND REPLACE NEW INSECT SCREEN.
- EXISTING METAL SCREEN.
- EXISTING FASCIA TO REMAIN
- EXISTING METAL WALL PANEL TO REMAIN
- EXISTING COPING TO REMAIN
- NEW REFLECTED STRIP APPLIED TO OVERHEAD DOOR, TYP FOR ALL.



3 DETAIL
1/2" = 1'-0"



2 FIRE STATION NO. 1
WEST ELEVATION
1/8" = 1'-0"



1 FIRE STATION NO. 1
EAST ELEVATION
1/8" = 1'-0"


06/09/2026	BID ISSUE
DATE	SUBMITTALS/REVISIONS

FIRE DEPARTMENT FACADE UPGRADES

FIRE STATION NO. 1 EXTERIOR ELEVATION

CLIENT: CITY OF ROSEVILLE

<input checked="" type="checkbox"/> PRELIMINARY	<input type="checkbox"/> CONSTRUCTION	<input type="checkbox"/> RECORD
DRAWN BY: JMS	DESIGNED BY: JMS	
CHECKED BY: BLC	DATE: JAN. 2026	
SCALE: AS NOTED		



UTILITY INFORMATION, AS SHOWN, INDICATES APPROXIMATE LOCATIONS AND TYPES OF EXISTING FACILITIES ONLY, AS DISCLOSED BY RECORDS PROVIDED TO THIS FIRM FROM THE VARIOUS UTILITY COMPANIES. NO GUARANTEE IS GIVEN OR IMPLIED AS TO THE COMPLETENESS OR ACCURACY THEREOF.

PRIOR TO CONSTRUCTION, ALL LOCATIONS AND DEPTHS OF EXISTING OVERHEAD AND UNDERGROUND UTILITIES IN CONFLICT WITH THE CONSTRUCTION OF THESE PROPOSED IMPROVEMENTS SHALL BE VERIFIED IN THE FIELD DURING THE CONSTRUCTION. THE CONTRACTOR SHALL PROTECT AND SUPPORT ALL UTILITIES THAT ARE ENCOUNTERED. (ALL COSTS FOR UTILITY LOCATION, VERIFICATION, SUPPORT AND PROTECTION SHALL BE INCLUDED IN THE PROPOSED PAY ITEM CONFLICTING WITH THAT UTILITY).

DURING CONSTRUCTION, THE CONTRACTOR SHALL USE EXTREME CAUTION WHEN OPERATING NEAR ANY AND ALL OVERHEAD AND / OR BURIED UTILITIES.

PROJECT NO. 0100-0579

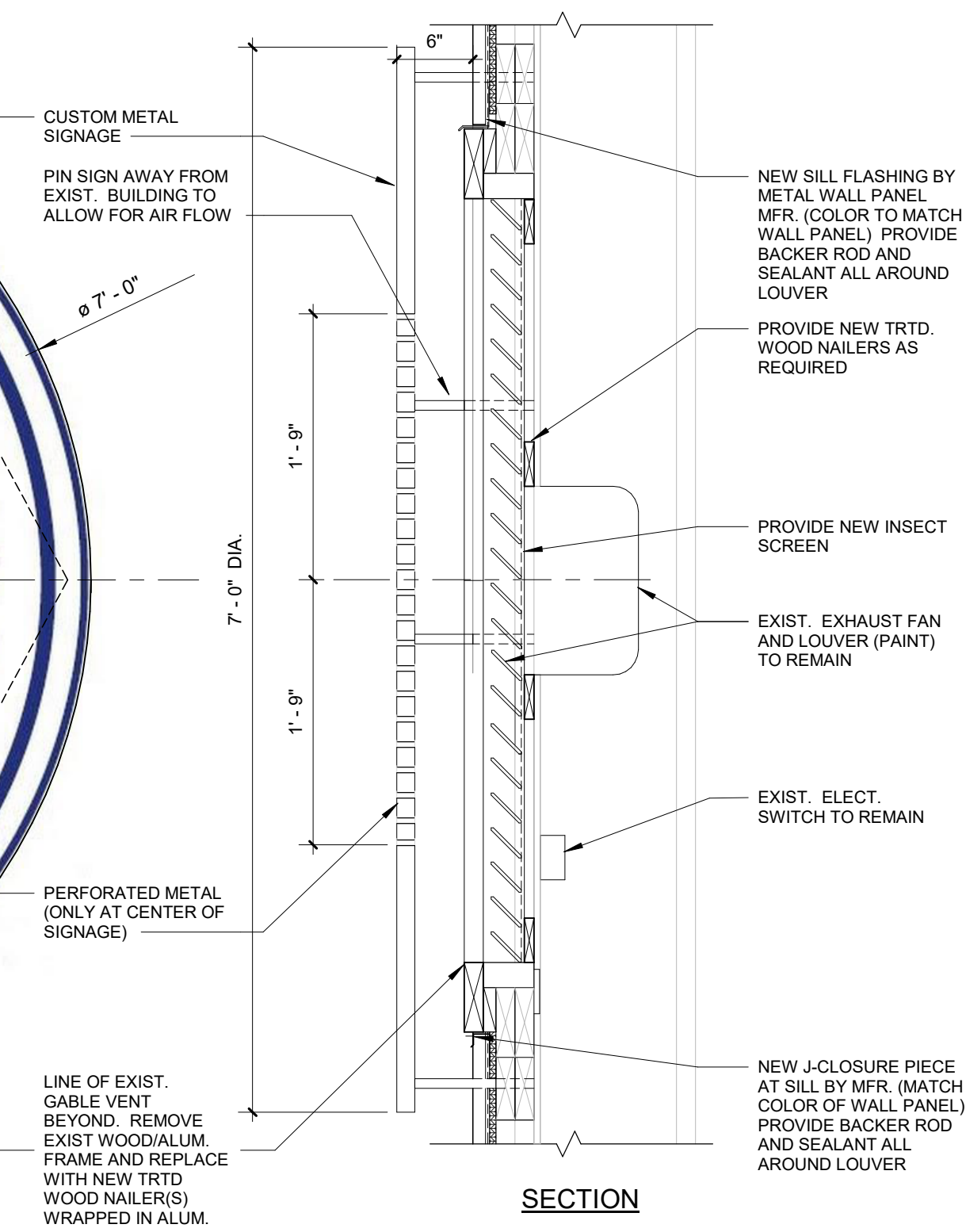
M:\0100\0100-0579\CAD\Drawings\Construction\Arch\0100-0579 Roseville Fire Department_JMS.rvt 6/9/2026 1:00:08 PM

SHEET NO.

A103



ELEVATION

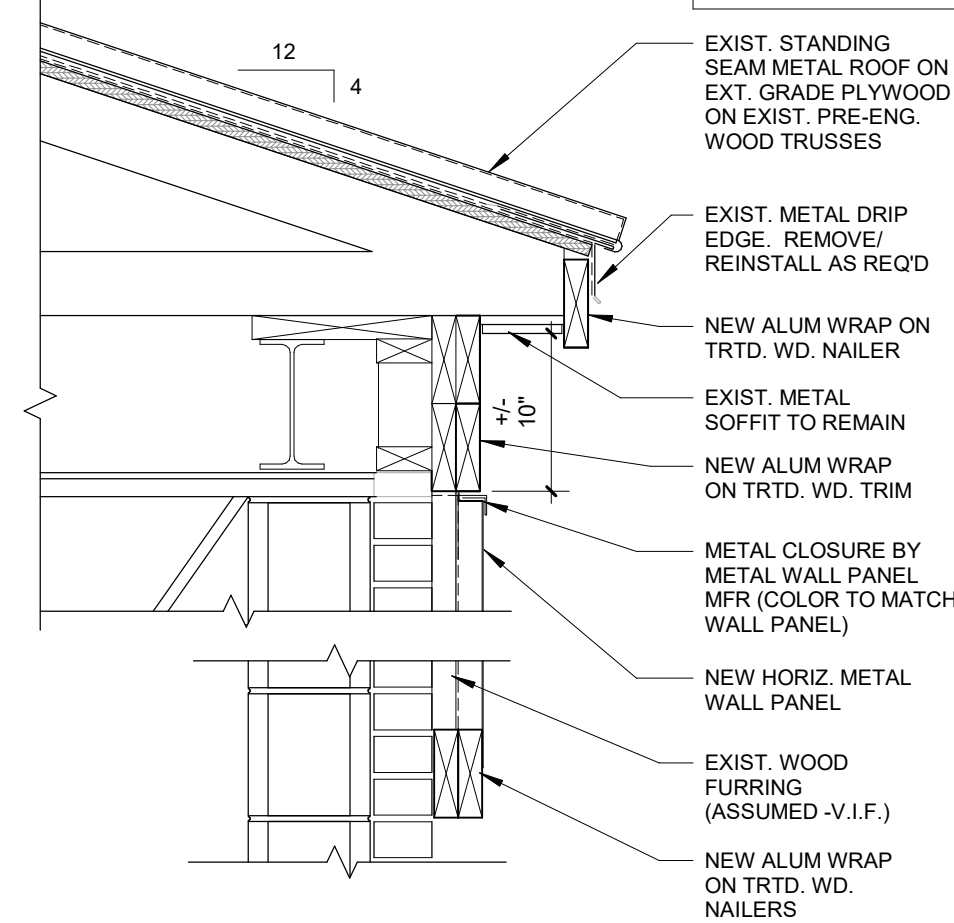


SECTION

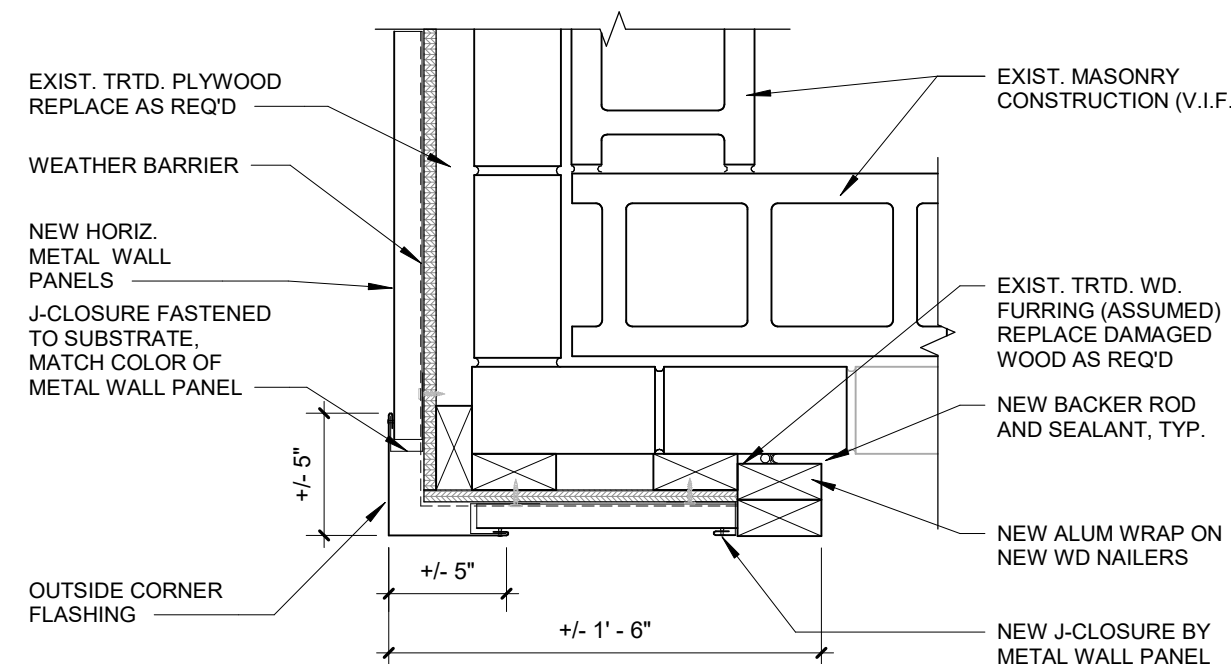
11 CITY OF ROSEVILLE SIGNAGE DETAIL
A104 1" = 1'-0"

- NOTES:
- OWNER TO PROVIDE CONTRACTOR HIGH RESOLUTION IMAGE PRIOR TO FABRICATION OF SIGNAGE. IMAGE TO BE PAINTED ON TO THE METAL SIGN. TWO PAINT COLORS TO BE SELECTED BY ARCHITECT/OWNER.
 - CENTER PERFORATED AREA TO HAVE HIGH PERCENTAGE OF OPEN AREA FOR AIR FLOW.
 - BASIS OF DESIGN, SPECTRUM NEON

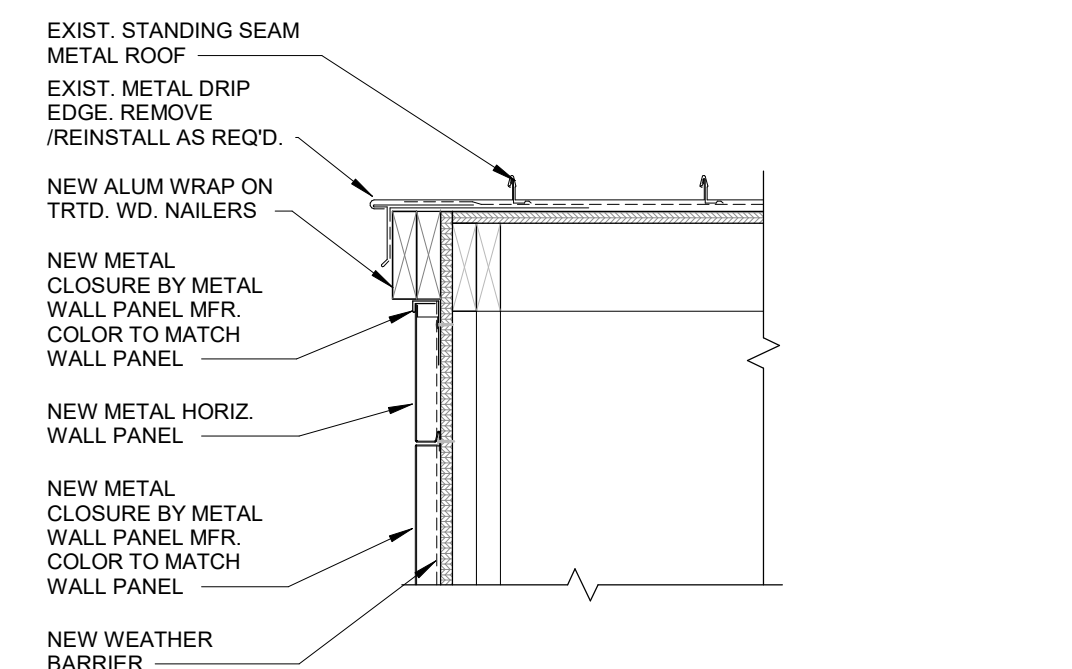
CONTACT TONY CATTIVERA FROM BERNCO CONSTRUCTION AT 586.445.3700 TO REMOVE AND REINSTALL ANY METAL DRIP EDGE AS REQUIRED FOR DEMOLITION AND NEW CONSTRUCTION.



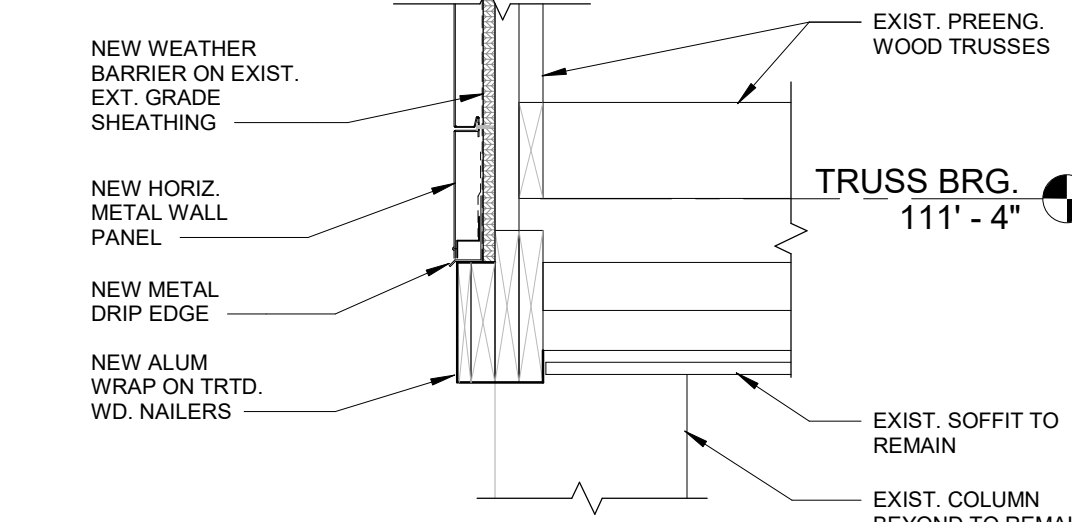
10 SECTION DETAIL
A103 1" = 1'-0"



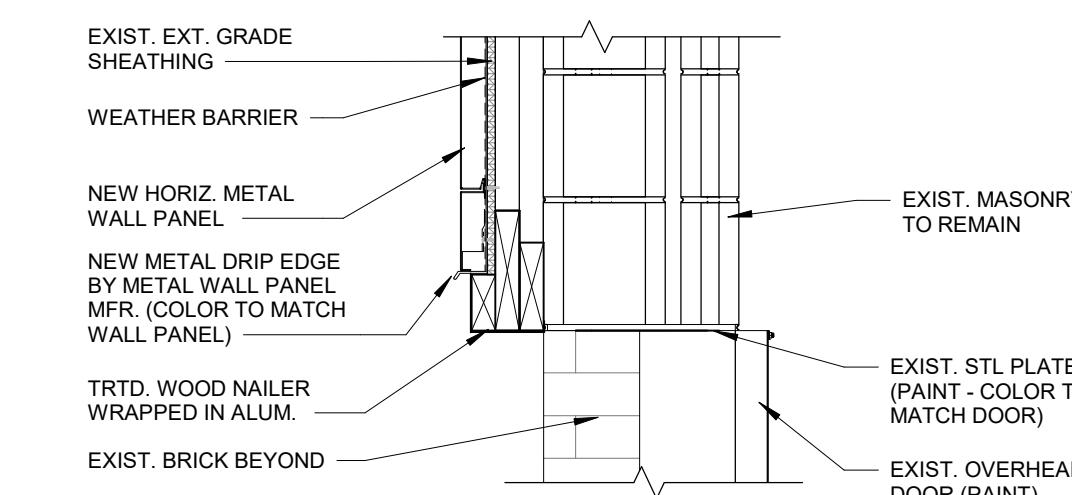
9 CORNER DETAIL
A104 1 1/2" = 1'-0"



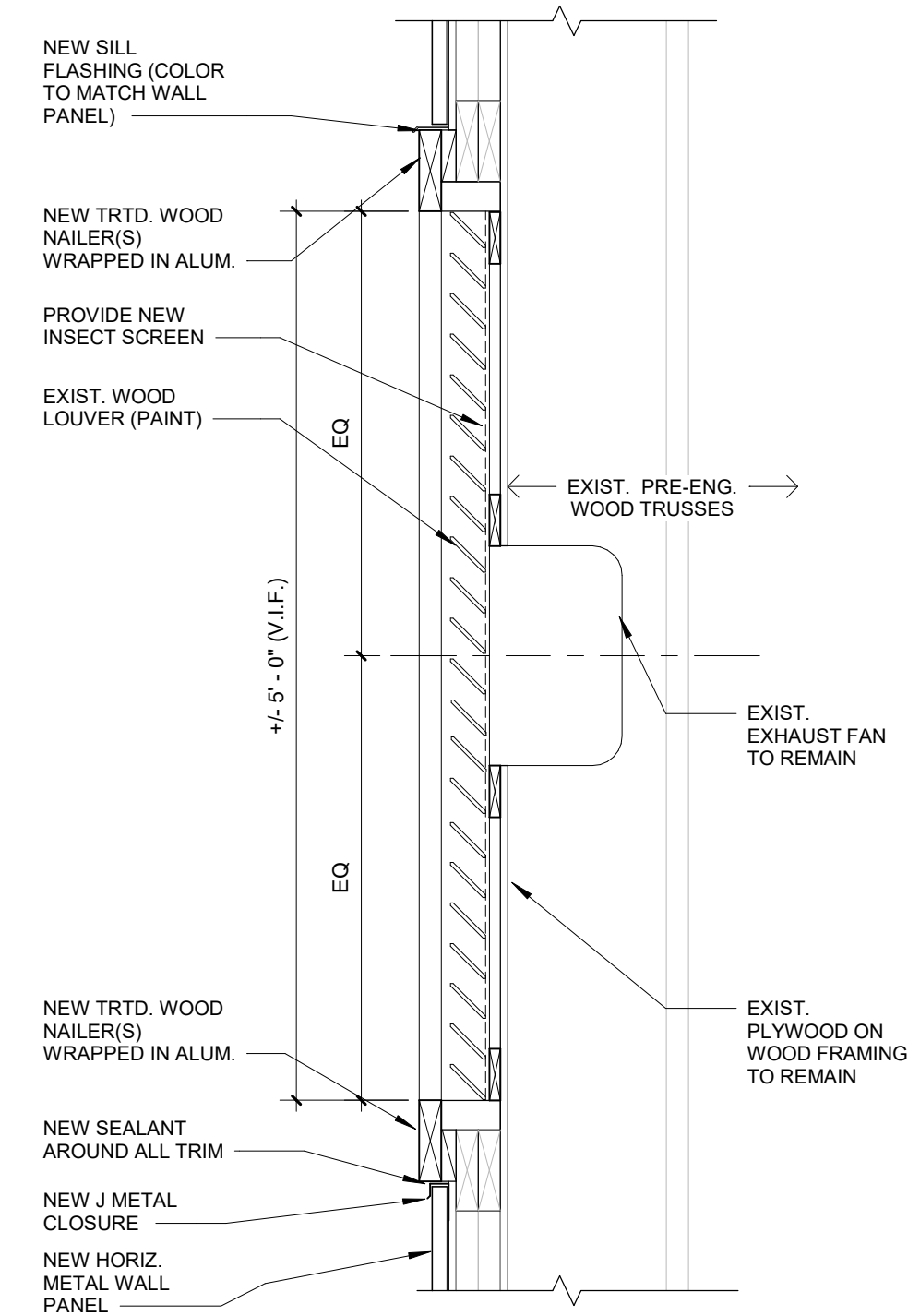
8 SECTION DETAIL
A104 1" = 1'-0"



7 SECTION DETAIL
A104 1" = 1'-0"

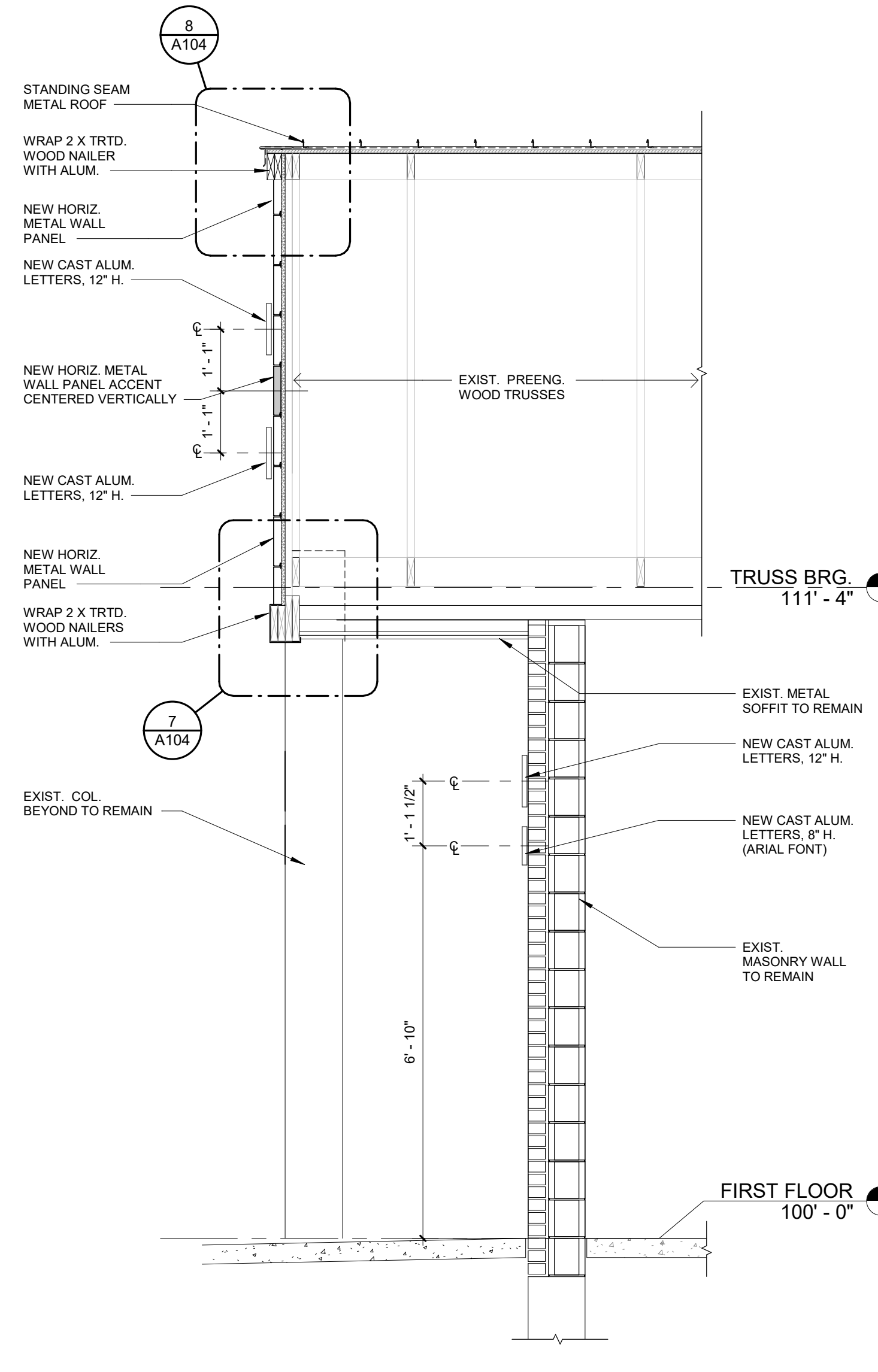


6 SECTION DETAIL
A104 1" = 1'-0"



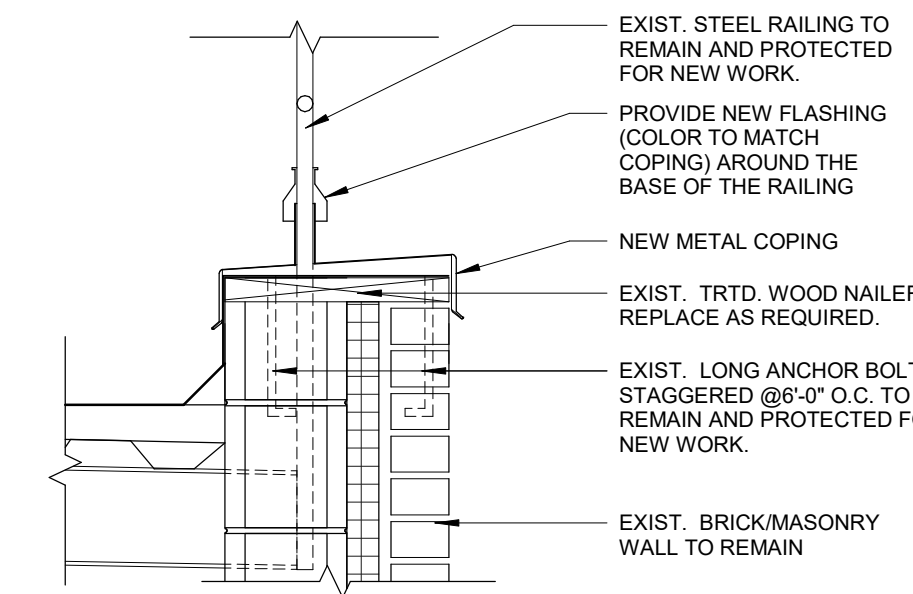
4 SECTION DETAIL
A104 1" = 1'-0"

5 SECTION DETAIL
A102 1" = 1'-0"

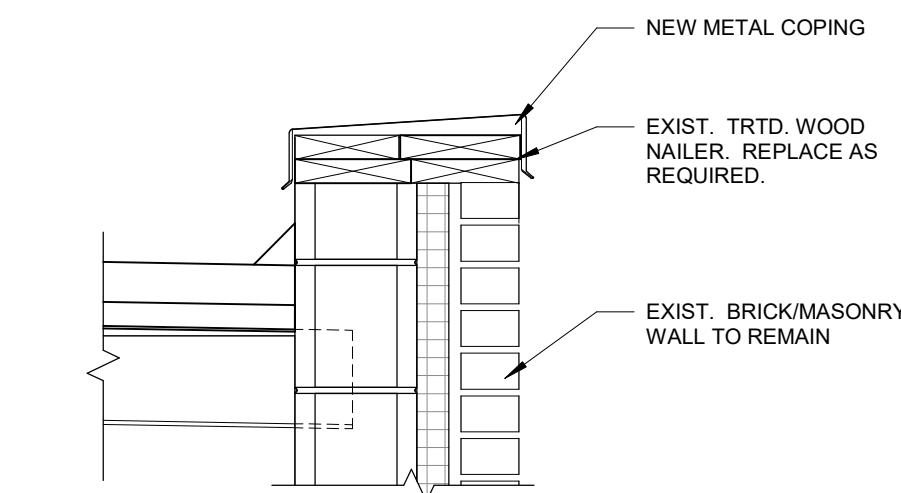


2 WALL SECTION
A104 1/2" = 1'-0"

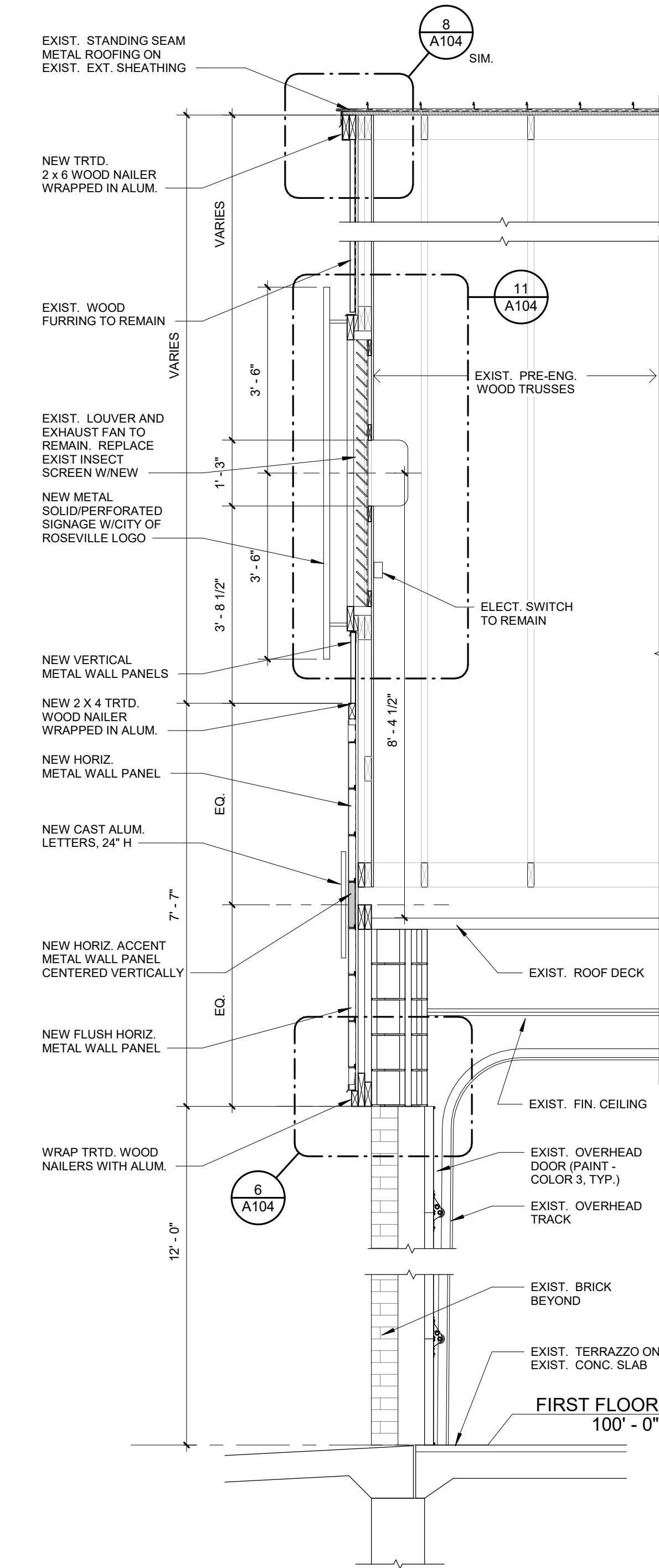
- NOTES:
- MWP-2 HORIZONTAL METAL WALL PANEL. PER THE MANUFACTURER, THE HORIZONTAL METAL WALL PANEL SHOULD BE INSTALLED STARTING AT THE TOP OF THE WALL AND WORK DOWN. ADD SEALANT BETWEEN THE LEGS TO PREVENT WATER BUILDING UP IN SEAM. THE MALE LEG SHOULD ALSO BE INSTALLED FACING DOWNWARDS.
 - REMOVE AND REPLACE ANY DAMAGED EXTERIOR SHEATHING PRIOR TO INSTALLATION METAL WALL PANEL. REFER TO EXTERIOR ELEVATION GENERAL NOTE 3 ON SHEET A102 AND A103.



4 SECTION DETAIL
A104 1" = 1'-0"



3 SECTION DETAIL
A102 1" = 1'-0"



1 WALL SECTION
A104 1/2" = 1'-0"



ANDERSON, ECKSTEIN & WESTRICK, INC.
CIVIL ENGINEERS - SURVEYORS - ARCHITECTS

51301 Schoenherr Road
Shelby Township, MI 48315
586.726.1234 | aewinc.com

Engineering Strong Communities

06/09/2026	BID ISSUE
DATE	SUBMITTALS/REVISIONS

PROJECT NAME:
**FIRE DEPARTMENT
FACADE
UPGRADES**

SHEET TITLE:
**FIRE STATION NO. 1
WALL SECTION AND
DETAILS**

CLIENT:
CITY OF ROSEVILLE

<input type="checkbox"/> PRELIMINARY	<input type="checkbox"/> CONSTRUCTION	<input type="checkbox"/> RECORD
DRAWN BY: KAN	DESIGNED BY: JMS	
CHECKED BY: BLC	DATE: JAN. 2026	
SCALE: AS NOTED		



UTILITY INFORMATION, AS SHOWN, INDICATES APPROXIMATE LOCATIONS AND TYPES OF EXISTING FACILITIES ONLY, AS DISCLOSED BY RECORDS PROVIDED TO THIS FIRM FROM THE VARIOUS UTILITY COMPANIES. NO GUARANTEE IS GIVEN OR IMPLIED AS TO THE COMPLETENESS OR ACCURACY THEREOF.

PRIOR TO CONSTRUCTION, ALL LOCATIONS AND DEPTHS OF EXISTING OVERHEAD AND UNDERGROUND UTILITIES IN CONTACT WITH THE CONSTRUCTION OF THESE PROPOSED IMPROVEMENTS SHALL BE VERIFIED IN THE FIELD. DURING THE CONSTRUCTION, THE CONTRACTOR SHALL PROTECT AND SUPPORT ALL UTILITIES THAT ARE ENCOUNTERED. (ALL COSTS FOR UTILITY LOCATION, VERIFICATION, SUPPORT AND PROTECTION SHALL BE INCLUDED IN THE PROPOSED PAY ITEM CONFLICTING WITH THAT UTILITY).

DURING CONSTRUCTION, THE CONTRACTOR SHALL USE EXTREME CAUTION WHEN OPERATING NEAR ANY AND ALL OVERHEAD AND/OR BURIED UTILITIES.

PROJECT NO. 0100-0579

M:\100\0100-0579\CAD\Drawings\Construction\Arch\100-0579 Roseville Fire Department_JMS.rvt 6/9/2026 1:31:19 PM

SHEET NO.

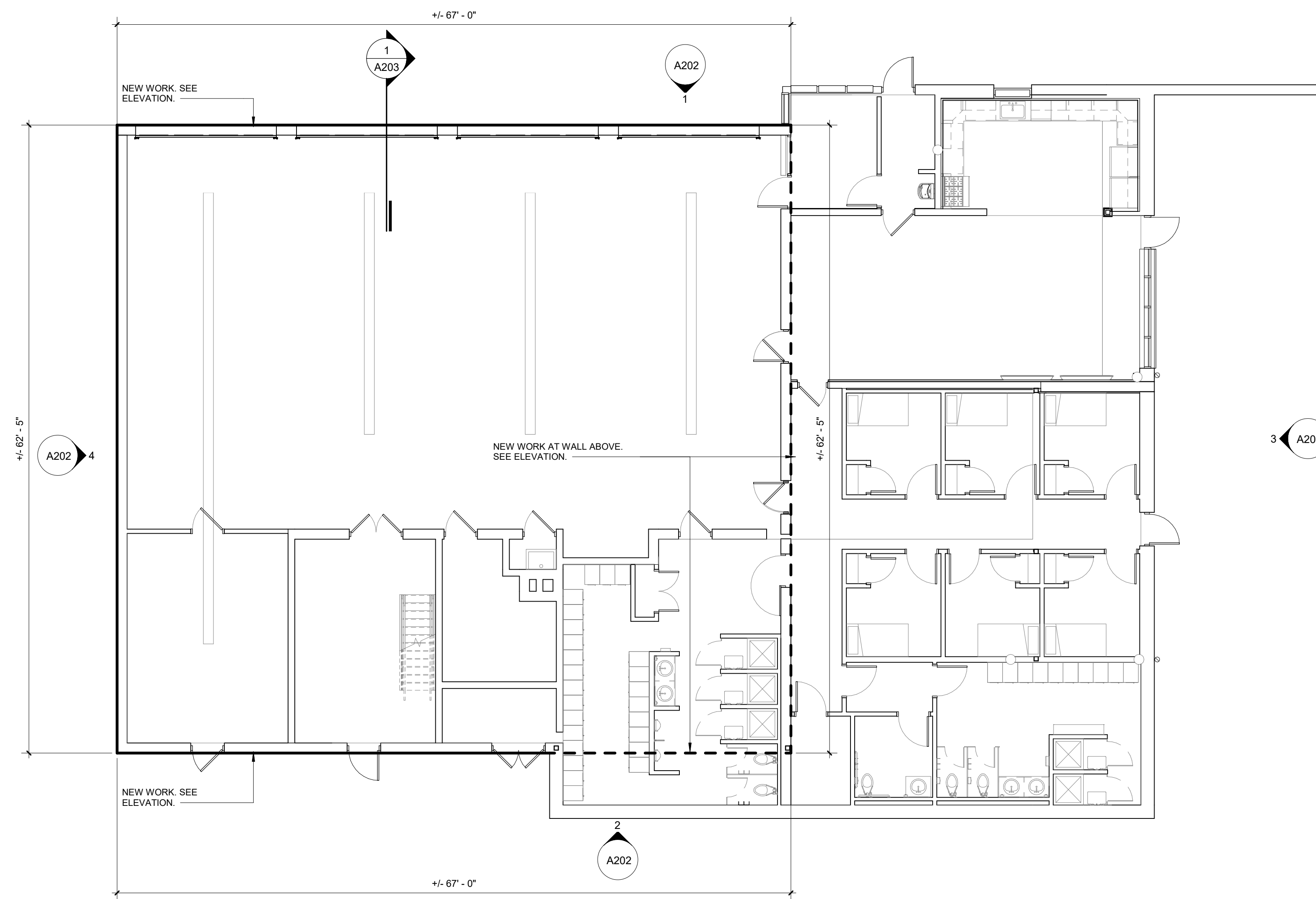
A104



ANDERSON, ECKSTEIN & WESTRICK, INC.
CIVIL ENGINEERS - SURVEYORS - ARCHITECTS

51301 Schoenherr Road
Shelby Township, MI 48315
586.726.1234 | aewinc.com

Engineering Strong Communities



**FIRE STATION NO. 2
COMPOSITE FIRST FLOOR PLAN**
1
A201 1/8" = 1'-0"
NORTH

06/09/2026	BID ISSUE
DATE	SUBMITTALS/REVISIONS

PROJECT NAME:
**FIRE DEPARTMENT
FACADE
UPGRADES**

SHEET TITLE:
**FIRE STATION NO. 2
COMPOSITE FLOOR
PLAN**

CLIENT:
CITY OF ROSEVILLE

<input checked="" type="checkbox"/> PRELIMINARY	<input type="checkbox"/> CONSTRUCTION	<input type="checkbox"/> RECORD
DRAWN BY: JMS	DESIGNED BY: JMS	
CHECKED BY: BLC	DATE: JAN. 2026	
SCALE: AS NOTED		



UTILITY INFORMATION, AS SHOWN, INDICATES APPROXIMATE LOCATIONS AND TYPES OF EXISTING FACILITIES ONLY, AS DISCLOSED BY RECORDS PROVIDED TO THIS FIRM FROM THE VARIOUS UTILITY COMPANIES. NO GUARANTEE IS GIVEN OR IMPLIED AS TO THE COMPLETENESS OR ACCURACY THEREOF.

PRIOR TO CONSTRUCTION, ALL LOCATIONS AND DEPTHS OF EXISTING OVERHEAD AND UNDERGROUND UTILITIES IN CONFLICT WITH THE CONSTRUCTION OF THESE PROPOSED IMPROVEMENTS SHALL BE VERIFIED IN THE FIELD. DURING THE CONSTRUCTION, THE CONTRACTOR SHALL PROTECT AND SUPPORT ALL UTILITIES THAT ARE ENCOUNTERED. (ALL COSTS FOR UTILITY LOCATION, VERIFICATION, SUPPORT AND PROTECTION SHALL BE INCLUDED IN THE PROPOSED PAY ITEM CONFLICTING WITH THAT UTILITY).

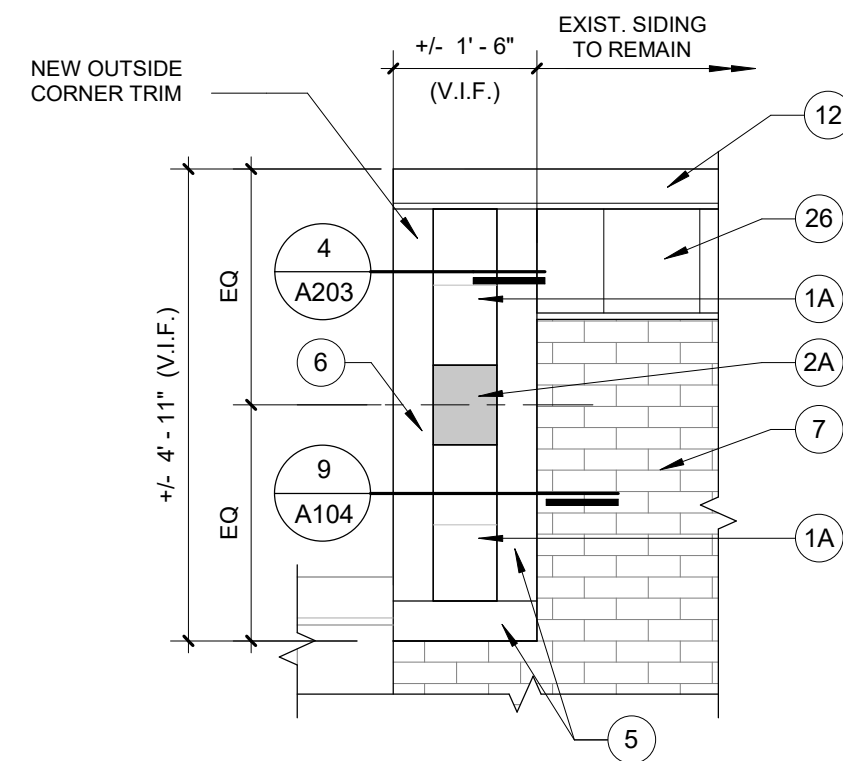
DURING CONSTRUCTION, THE CONTRACTOR SHALL USE EXTREME CAUTION WHEN OPERATING NEAR ANY AND ALL OVERHEAD AND / OR BURIED UTILITIES.

PROJECT NO. 0100-0579

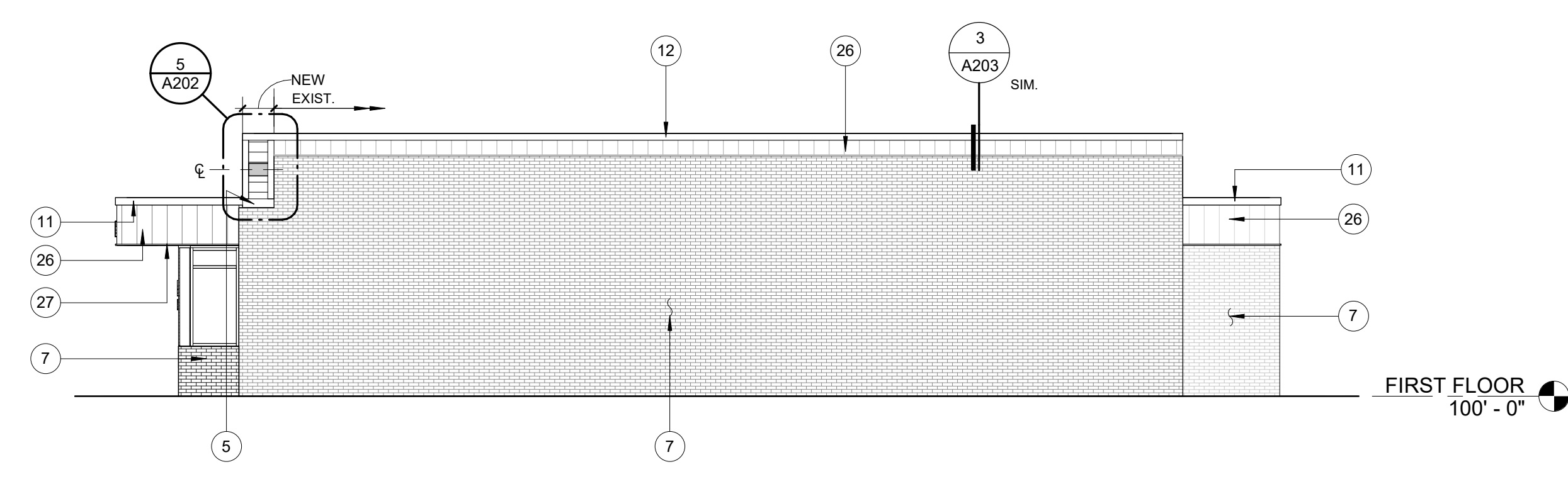
M:\0100\0100-0579\CAD\Drawings\Construction\Arch\0100-0579 Roseville Fire Department_JMS.rvt 6/9/2026 1:00:09 PM

SHEET NO.

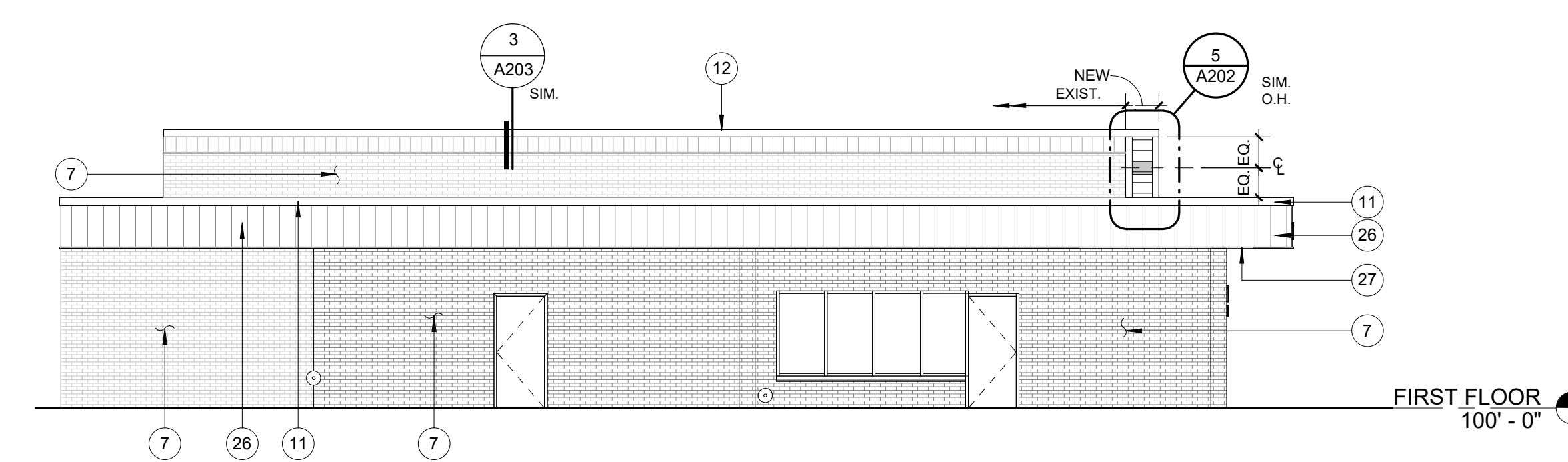
A201



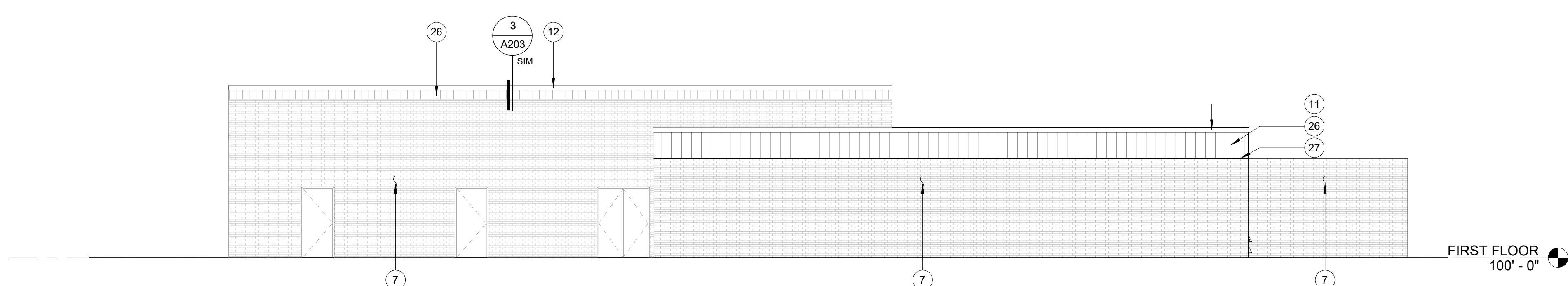
5 ENLARGED ELEVATION
A202 1/2" = 1'-0"



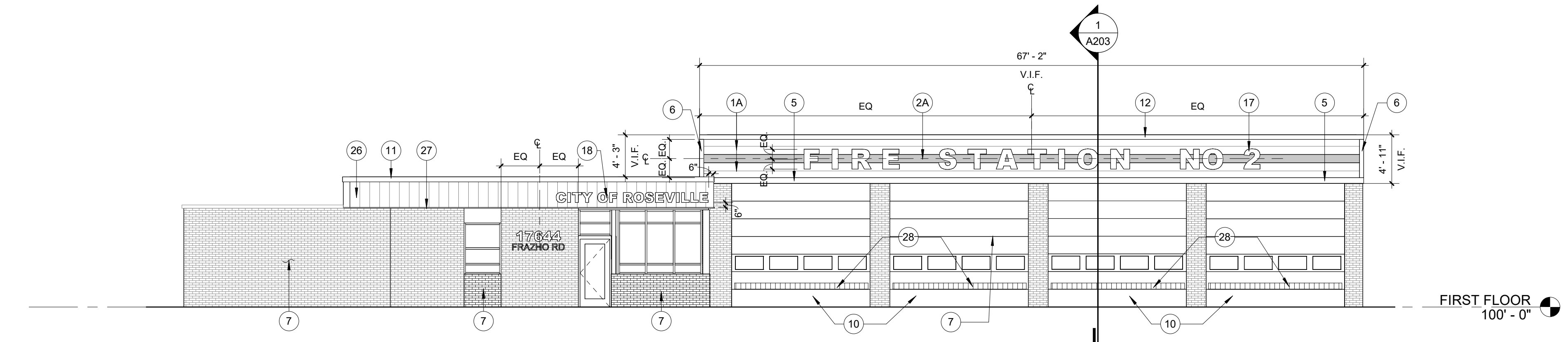
4 FIRE STATION NO. 2 WEST ELEVATION
A202 1/8" = 1'-0"



3 FIRE STATION NO. 2 EAST ELEVATION
A202 1/8" = 1'-0"



2 FIRE STATION NO. 2 SOUTH ELEVATION
A202 1/8" = 1'-0"



1 FIRE STATION NO. 2 NORTH ELEVATION
A202 1/8" = 1'-0"

COLOR LEGEND

BASIS OF DESIGN FOR METAL WALL PANELS IS BERRIDGE WITH THE EXCEPTION OF COLOR 5. COLORS LISTED BELOW ARE FROM BERRIDGE'S STANDARD COLORS.

- COLOR 1 (ACCENT): DEEP RED
- COLOR 2: BURGUNDY
- COLOR 3: DARK BRONZE
- COLOR 4: ALMOND
- COLOR 5 (SIGNAGE ONLY): WHITE

EXTERIOR ELEVATIONS GENERAL NOTES:

1. FIRE STATION NO. 1: EXISTING GUTTERS AND DOWNSPOUTS TO BE REINSTALLED BY OTHERS. CONTACT TONY CATTIVERA FROM BERNCO CONSTRUCTION AT 586.445.3700 FOR THE REINSTALLATION OF GUTTERS AND DOWNSPOUTS. FIRE ADMINISTRATION BUILDING: CONTRACTOR TO PROVIDE NEW GUTTERS AND DOWNSPOUTS.
2. ALL CAST ALUMINUM LETTERS ARE COLOR 5 WITH ARIAL BLACK FONT UNLESS NOTED OTHERWISE. REFER TO ELEVATIONS FOR HEIGHT.
3. GENERAL CONTRACTOR TO INCLUDE UNIT PRICES FOR NEW EXTERIOR GRADE SHEATHING - SEE FRONT END OF SPECIFICATIONS. THE BASE BID SHOULD ALSO INCLUDE THE EXISTING DAMAGED SHEATHING TO BE REMOVED AND REPLACED WITH NEW 5/8" EXTERIOR GRADE SHEATHING. SEE QUANTITIES BELOW:
FIRE STATION NO. 1: 1,216 S.F.
FIRE STATION NO. 2: N/A
FIRE STATION HEADQUARTERS: 352 S.F.

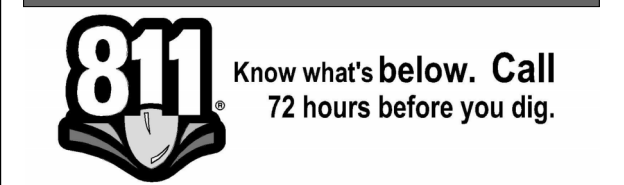
EXTERIOR ELEVATION KEYNOTES:

- 1A) NEW HORIZONTAL METAL WALL PANEL, MWP-2 (COLOR 2)
- 1B) NEW HORIZONTAL METAL WALL PANEL, MWP-3 (COLOR 2)
- 2A) NEW HORIZONTAL METAL WALL PANEL ACCENT, MWP-2 (COLOR 1) CENTER VERTICALLY IN WALL
- 2B) NEW HORIZONTAL METAL WALL PANEL ACCENT, MWP-3 (COLOR 1) CENTER VERTICALLY IN WALL
- 3) NEW VERTICAL METAL WALL PANEL, MWP-1 (COLOR 4)
- 4) NEW ALUMINUM WRAPPED ON TRTD WOOD NAILER (COLOR 2)
- 5) NEW ALUMINUM WRAPPED ON TRTD. WOOD NAILER (COLOR 3)
- 6) NEW METAL CORNER TRIM BY METAL WALL PANEL MANUFACTURE (COLOR 3)
- 7) EXISTING BRICK TO REMAIN.
- 8) EXISTING BRICK TO BE PAINTED TO MATCH COLOR 1.
- 9) EXIST. COLUMN TO REMAIN.
- 10) EXISTING OVERHEAD DOORS TO BE PAINTED (COLOR 3)
- 11) EXISTING METAL COPING TO REMAIN.
- 12) NEW METAL COPING OR GRAVEL STOP (COLOR 3), REFER TO DETAIL SHEET.
- 13) EXISTING RAILING TO BE PAINTED (BY OTHERS)
- 14) EXISTING FENCE TO REMAIN.
- 15) EXISTING LIGHT FIXTURE TO REMAIN.
- 16) EXISTING HOOKS FOR HOLIDAY DECORATIONS TO REMAIN.
- 17) NEW CAST ALUMINUM LETTERS, 24" H.
- 18) NEW CAST ALUMINUM LETTERS, 12" H.
- 19) NEW CAST ALUMINUM LETTERS, 8" H., ARIAL FONT
- 20) NEW METAL SIGNAGE BY SIGNAGE CONTRACTOR.
- 21) GUTTER AND DOWNSPOUTS. SEE EXTERIOR ELEVATION GENERAL NOTE 1.
- 22) EXISTING METAL ROOF TO REMAIN.
- 23) PAINT EXISTING WOOD LOUVERS (COLOR 4). PROVIDE NEW 2X6 WOOD TREATED WOOD NAILERS WRAPPED IN ALUM. AROUND PERIMETER OF LOUVER (COLOR 4). REMOVE AND REPLACE NEW INSECT SCREEN.
- 24) EXISTING METAL SCREEN.
- 25) EXISTING FASCIA TO REMAIN
- 26) EXISTING METAL WALL PANEL TO REMAIN
- 27) EXISTING SOFFIT TO REMAIN
- 28) NEW REFLECTIVED STRIP APPLIED TO OVERHEAD DOOR, TYP FOR ALL.



ANDERSON, ECKSTEIN & WESTRICK, INC.
CIVIL ENGINEERS - SURVEYORS - ARCHITECTS
51301 Schoenherr Road
Shelby Township, MI 48315
586.726.1234 | aewinc.com
Engineering Strong Communities

06/09/2026	BID ISSUE
DATE	SUBMITTALS/REVISIONS
PROJECT NAME:	
FIRE DEPARTMENT FACADE UPGRADES	
SHEET TITLE:	
FIRE STATION NO. 2 EXTERIOR ELEVATIONS	
CLIENT:	
CITY OF ROSEVILLE	
<input type="checkbox"/> PRELIMINARY	<input type="checkbox"/> CONSTRUCTION
<input type="checkbox"/> RECORD	
DRAWN BY:	DESIGNED BY:
JMS	JMS
CHECKED BY:	DATE:
BLC	JAN. 2026
SCALE:	AS NOTED



UTILITY INFORMATION, AS SHOWN, INDICATES APPROXIMATE LOCATIONS AND TYPES OF EXISTING FACILITIES ONLY. AS DISCLOSED BY RECORDS PROVIDED TO THIS FIRM FROM THE VARIOUS UTILITY COMPANIES. NO GUARANTEE IS GIVEN OR IMPLIED AS TO THE COMPLETENESS OR ACCURACY THEREOF.

PRIOR TO CONSTRUCTION, ALL LOCATIONS AND DEPTHS OF EXISTING OVERHEAD AND UNDERGROUND UTILITIES IN CONFLICT WITH THE CONSTRUCTION OF THESE PROPOSED IMPROVEMENTS SHALL BE VERIFIED IN THE FIELD DURING THE CONSTRUCTION. THE CONTRACTOR SHALL PROTECT AND SUPPORT ALL UTILITIES THAT ARE ENCOUNTERED. (ALL COSTS FOR UTILITY LOCATION, VERIFICATION, SUPPORT AND PROTECTION SHALL BE INCLUDED IN THE PROPOSED PAY ITEM CONFLICTING WITH THAT UTILITY).

DURING CONSTRUCTION, THE CONTRACTOR SHALL USE EXTREME CAUTION WHEN OPERATING NEAR ANY AND ALL OVERHEAD AND / OR BURIED UTILITIES.

PROJECT NO. 0100-0579

M:\0100\0100-0579\CAD\Drawings\Construction\Arch\0100-0579 Roseville Fire Department_JMS.rvt 6/9/2026 1:00:10 PM

SHEET NO.

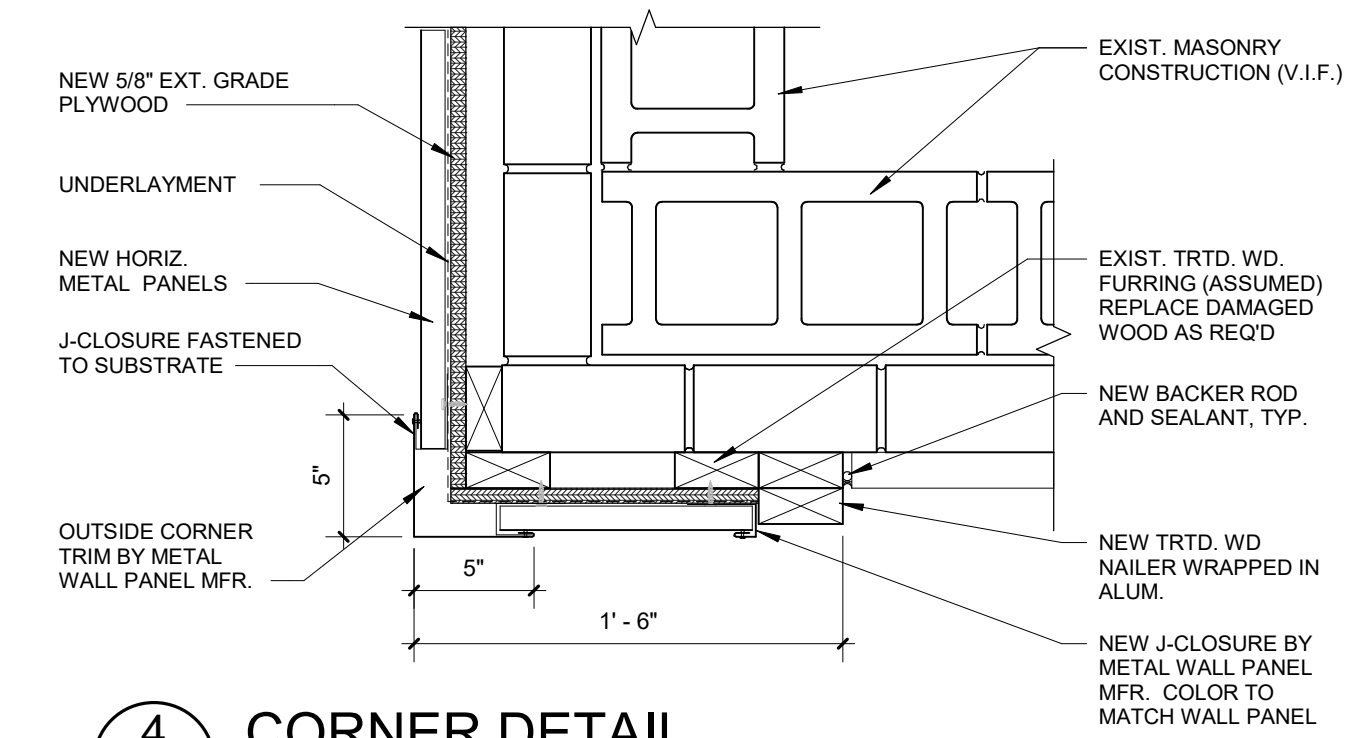
A202



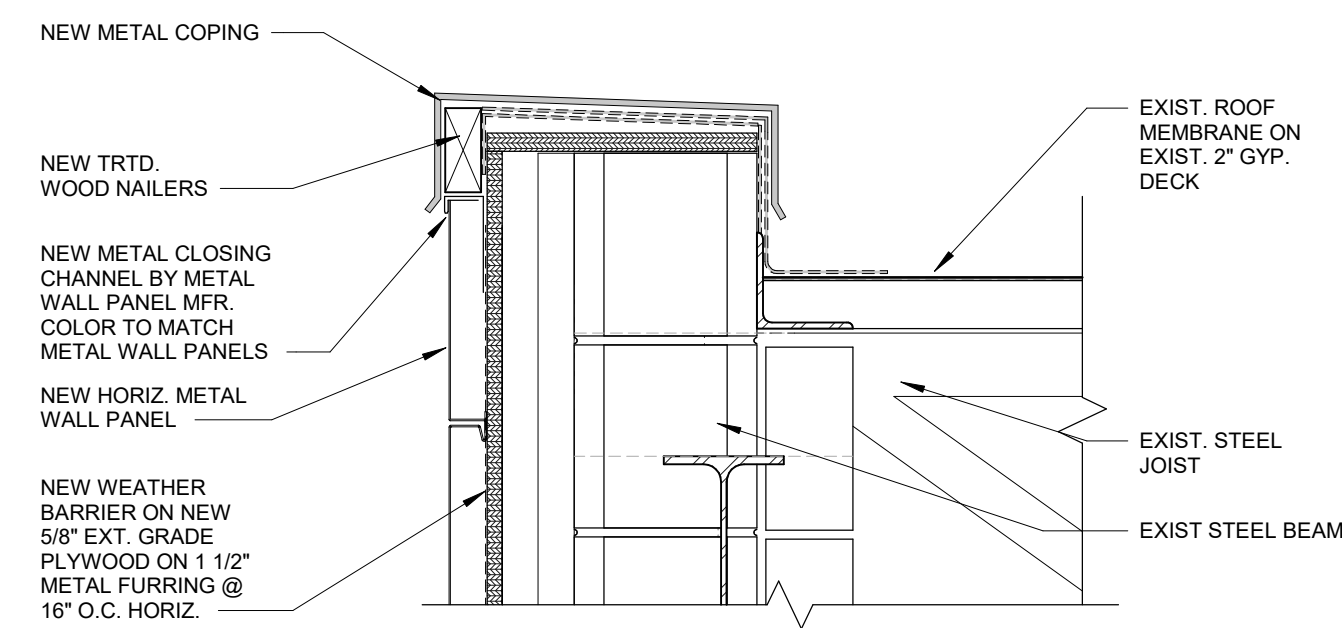
ANDERSON, ECKSTEIN & WESTRICK, INC.
CIVIL ENGINEERS - SURVEYORS - ARCHITECTS

51301 Schoenherr Road
Shelby Township, MI 48315
586.726.1234 | aewinc.com

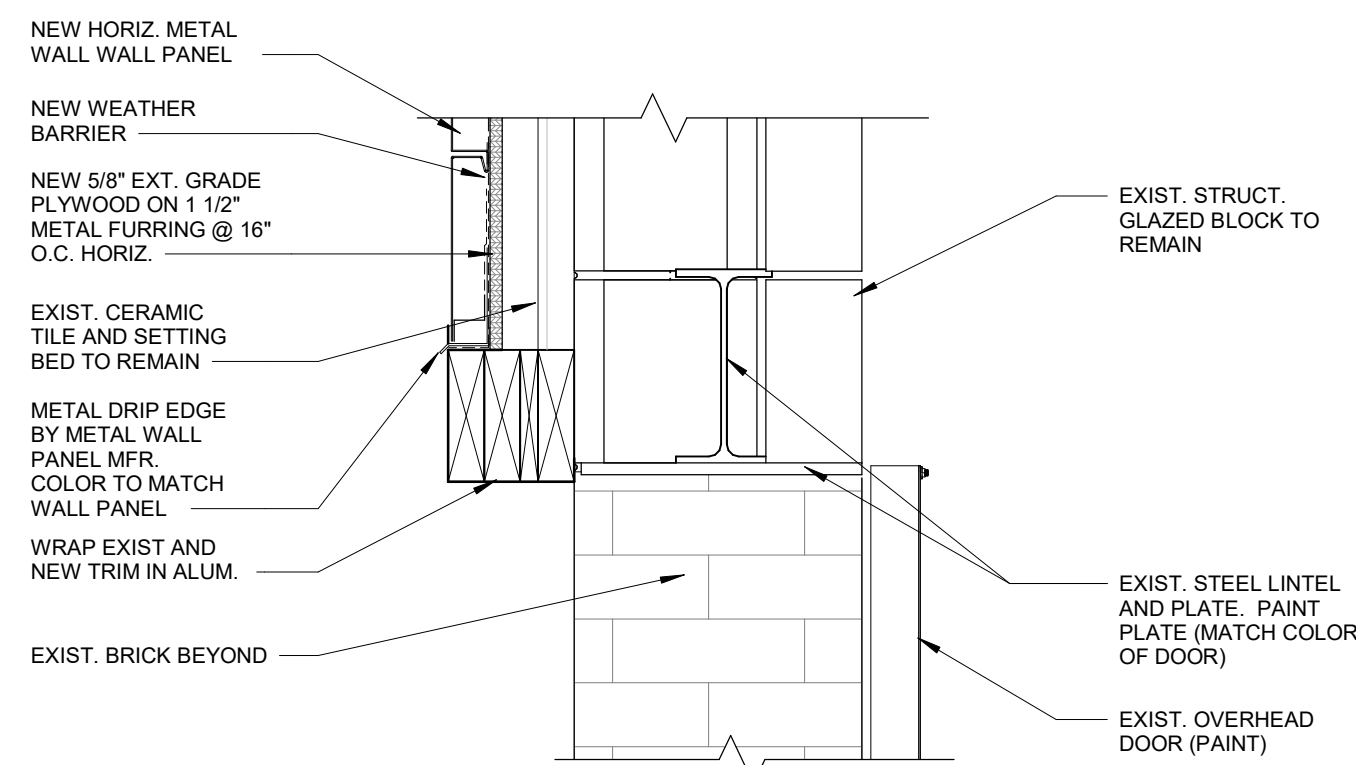
Engineering Strong Communities



4 CORNER DETAIL
1 1/2" = 1'-0"

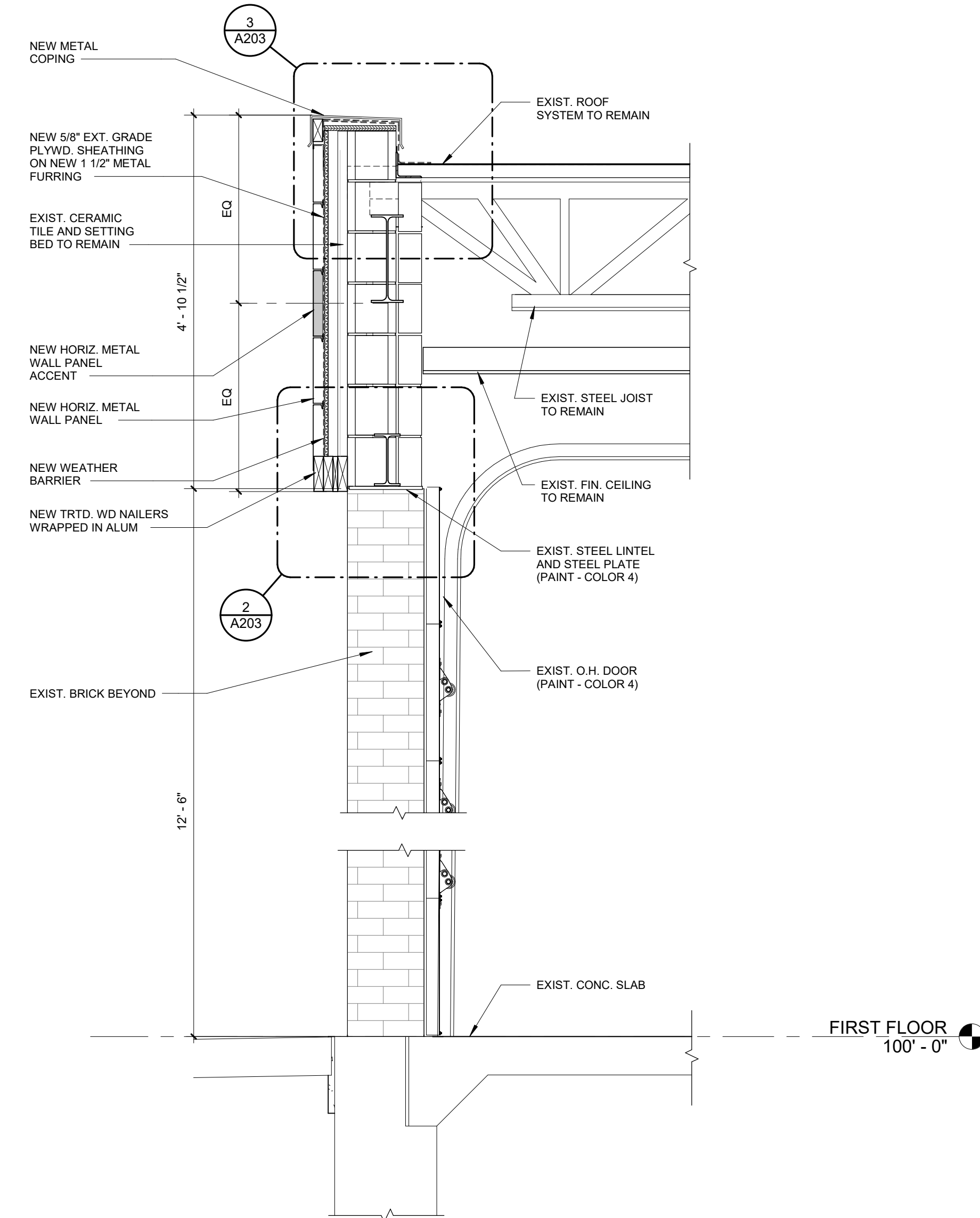


3 SECTION DETAIL
1 1/2" = 1'-0"



2 SECTION DETAIL
1 1/2" = 1'-0"

TYPICAL NOTE FOR MWP-2 HORIZONTAL METAL WALL PANEL:
PER THE MANUFACTURER, THE HORIZONTAL METAL WALL PANEL SHOULD BE INSTALLED STARTING AT THE TOP OF THE WALL AND WORK DOWN. ADD SEALANT BETWEEN THE LEGS TO PREVENT WATER BUILDING UP IN SEAM. THE MALE LEG SHOULD ALSO BE INSTALLED FACING DOWNWARDS.



1 WALL SECTION
3/4" = 1'-0"

06/09/2026	BID ISSUE
DATE	SUBMITTALS/REVISIONS
PROJECT NAME:	
FIRE DEPARTMENT FACADE UPGRADES	
SHEET TITLE:	
FIRE STATION NO. 2 WALL SECTION AND DETAILS	
CLIENT:	
CITY OF ROSEVILLE	
<input type="checkbox"/> PRELIMINARY <input type="checkbox"/> CONSTRUCTION <input type="checkbox"/> RECORD	
DRAWN BY:	DESIGNED BY:
KAN	JMS
CHECKED BY:	DATE:
BLC	JAN. 2026
SCALE:	
AS NOTED	



UTILITY INFORMATION, AS SHOWN, INDICATES APPROXIMATE LOCATIONS AND TYPES OF EXISTING FACILITIES ONLY, AS DISCLOSED BY RECORDS PROVIDED TO THIS FIRM FROM THE VARIOUS UTILITY COMPANIES. NO GUARANTEE IS GIVEN OR IMPLIED AS TO THE COMPLETENESS OR ACCURACY THEREOF.

PRIOR TO CONSTRUCTION, ALL LOCATIONS AND DEPTHS OF EXISTING OVERHEAD AND UNDERGROUND UTILITIES IN CONFLICT WITH THE CONSTRUCTION OF THESE PROPOSED IMPROVEMENTS SHALL BE VERIFIED IN THE FIELD. DURING THE CONSTRUCTION, THE CONTRACTOR SHALL PROTECT AND SUPPORT ALL UTILITIES THAT ARE ENCOUNTERED. (ALL COSTS FOR UTILITY LOCATION, VERIFICATION, SUPPORT AND PROTECTION SHALL BE INCLUDED IN THE PROPOSED PAY ITEM CONFLICTING WITH THAT UTILITY).

DURING CONSTRUCTION, THE CONTRACTOR SHALL USE EXTREME CAUTION WHEN OPERATING NEAR ANY AND ALL OVERHEAD AND / OR BURIED UTILITIES.

PROJECT NO. 0100-0579
M:\0100\0100-0579\CAD\Drawings\Construction\Arch\0100-0579 Roseville Fire Department_JMS.rvt 6/9/2026 1:33:07 PM

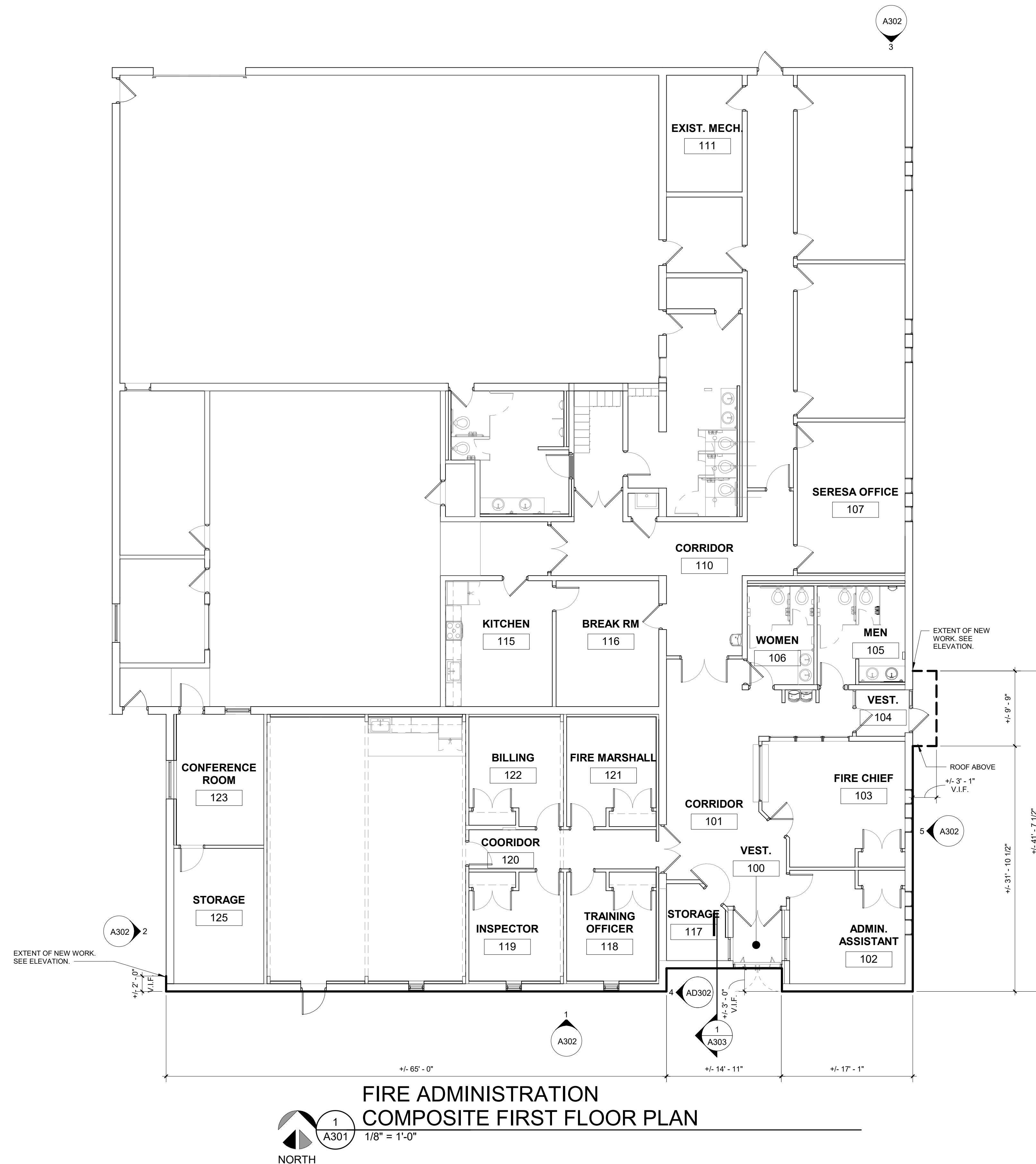
A203



ANDERSON, ECKSTEIN & WESTRICK, INC.
CIVIL ENGINEERS - SURVEYORS - ARCHITECTS

51301 Schoenherr Road
Shelby Township, MI 48315
586.726.1234 | aewinc.com

Engineering Strong Communities



06/09/2026	BID ISSUE
DATE	SUBMITTALS/REVISIONS

PROJECT NAME:
**FIRE DEPARTMENT
FACADE
UPGRADES**

SHEET TITLE:
**FIRE
ADMINISTRATION
COMPOSITE FLOOR
PLAN**

CLIENT:
CITY OF ROSELLE

<input type="checkbox"/> PRELIMINARY	<input type="checkbox"/> CONSTRUCTION	<input type="checkbox"/> RECORD
DRAWN BY: JMS	DESIGNED BY: JMS	
CHECKED BY: BLC	DATE: JAN. 2026	
SCALE: AS NOTED		



UTILITY INFORMATION, AS SHOWN, INDICATES APPROXIMATE LOCATIONS AND TYPES OF EXISTING FACILITIES ONLY, AS DISCLOSED BY RECORDS PROVIDED TO THIS FIRM FROM THE VARIOUS UTILITY COMPANIES. NO GUARANTEE IS GIVEN OR IMPLIED AS TO THE COMPLETENESS OR ACCURACY THEREOF.

PRIOR TO CONSTRUCTION, ALL LOCATIONS AND DEPTHS OF EXISTING OVERHEAD AND UNDERGROUND UTILITIES IN CONFLICT WITH THE CONSTRUCTION OF THESE PROPOSED IMPROVEMENTS SHALL BE VERIFIED IN THE FIELD. DURING THE CONSTRUCTION, THE CONTRACTOR SHALL PROTECT AND SUPPORT ALL UTILITIES THAT ARE ENCOUNTERED. (ALL COSTS FOR UTILITY LOCATION, VERIFICATION, SUPPORT AND PROTECTION SHALL BE INCLUDED IN THE PROPOSED PAY ITEM CONFLICTING WITH THAT UTILITY).

DURING CONSTRUCTION, THE CONTRACTOR SHALL USE EXTREME CAUTION WHEN OPERATING NEAR ANY AND ALL OVERHEAD AND / OR BURIED UTILITIES.

PROJECT NO. 0100-0579

M:\0100\0100-0579\CAD\Drawings\Construction\Arch\0100-0579 Roseville Fire Department_JMS.rvt 6/9/2026 1:00:12 PM

SHEET NO.

A301



ANDERSON, ECKSTEIN & WESTRICK, INC.
CIVIL ENGINEERS - SURVEYORS - ARCHITECTS

51301 Schoenherr Road
Shelby Township, MI 48315
586.726.1234 | aewinc.com

Engineering Strong Communities

COLOR LEGEND

BASIS OF DESIGN FOR METAL WALL PANELS IS BERRIDGE WITH THE EXCEPTION OF COLOR 5. COLORS LISTED BELOW ARE FROM BERRIDGE'S STANDARD COLORS.

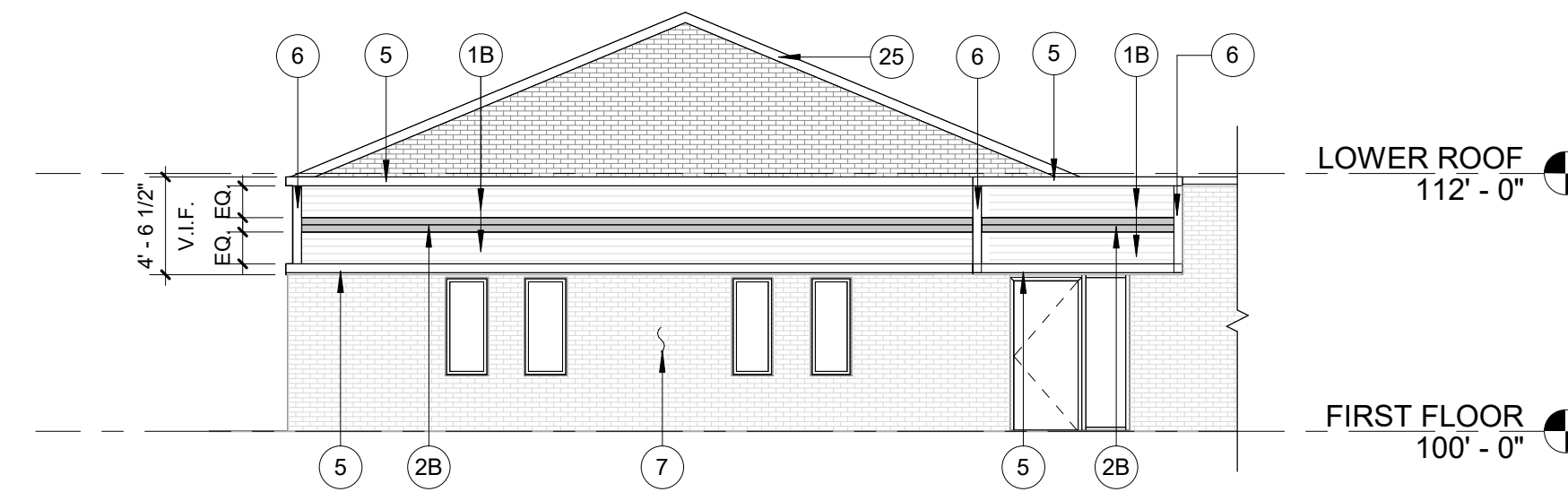
COLOR 1 (ACCENT):	DEEP RED
COLOR 2:	BURGUNDY
COLOR 3:	DARK BRONZE
COLOR 4:	ALMOND
COLOR 5 (SIGNAGE ONLY):	WHITE

EXTERIOR ELEVATIONS GENERAL NOTES:

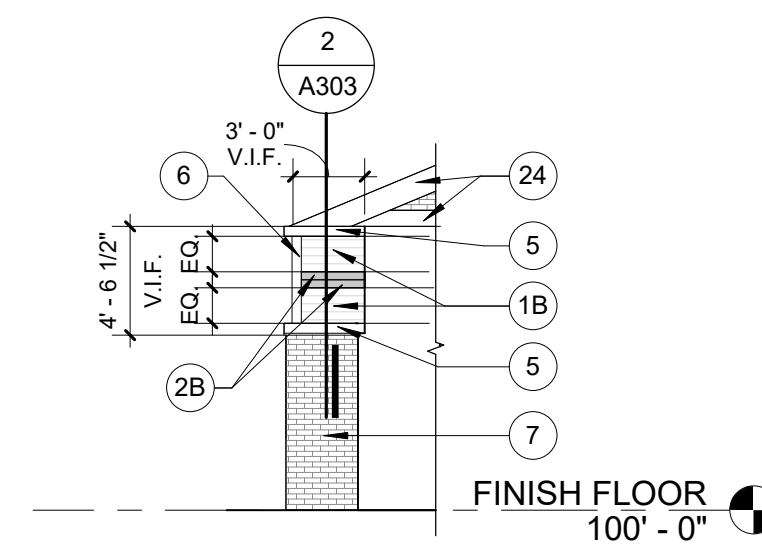
- FIRE STATION NO. 1: EXISTING GUTTERS AND DOWNSPOUTS TO BE REINSTALLED BY OTHERS. CONTACT TONY CATTIVERA FROM BERNCO CONSTRUCTION AT 586.445.3700 FOR THE REINSTALLATION OF GUTTERS AND DOWNSPOUTS.
FIRE ADMINISTRATION BUILDING: CONTRACTOR TO PROVIDE NEW GUTTERS AND DOWNSPOUTS.
- ALL CAST ALUMINUM LETTERS ARE COLOR 5 WITH ARIAL BLACK FONT UNLESS NOTED OTHERWISE. REFER TO ELEVATIONS FOR HEIGHT.
- GENERAL CONTRACTOR TO INCLUDE UNIT PRICES FOR NEW EXTERIOR GRADE SHEATHING - SEE FRONT END OF SPECIFICATIONS. THE BASE BID SHOULD ALSO INCLUDE THE EXISTING DAMAGED SHEATHING TO BE REMOVED AND REPLACED WITH NEW 5/8" EXTERIOR GRADE SHEATHING. SEE QUANTITIES BELOW:
FIRE STATION NO. 1: 1,216 S.F.
FIRE STATION NO. 2: N/A
FIRE STATION HEADQUARTERS: 352 S.F.

EXTERIOR ELEVATION KEYNOTES:

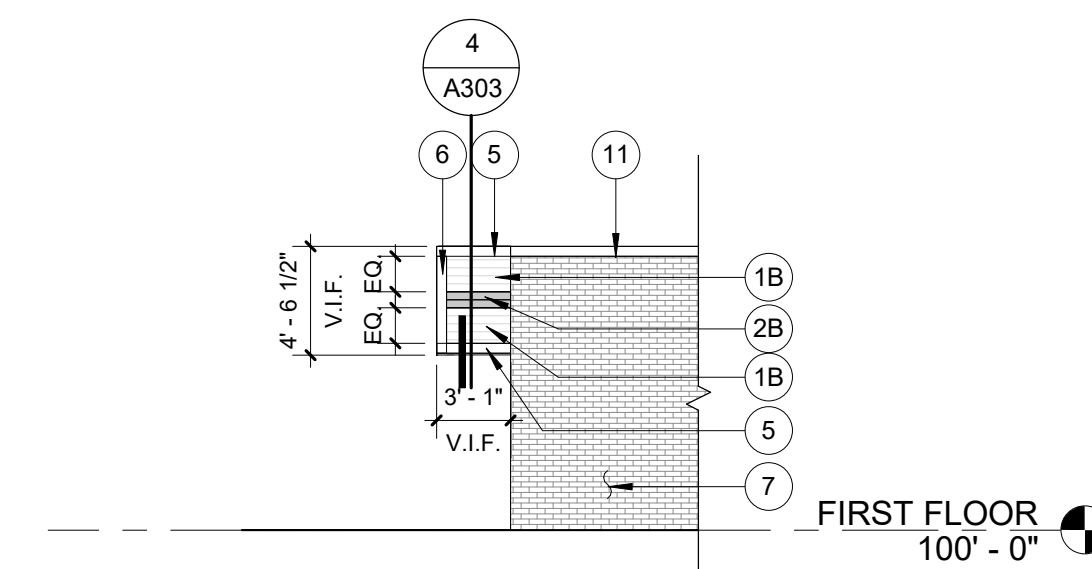
- NEW HORIZONTAL METAL WALL PANEL, MWP-2 (COLOR 2)
- NEW HORIZONTAL METAL WALL PANEL, MWP-3 (COLOR 2)
- NEW HORIZONTAL METAL WALL PANEL ACCENT, MWP-2 (COLOR 1) CENTER VERTICALLY IN WALL
- NEW HORIZONTAL METAL WALL PANEL ACCENT, MWP-3 (COLOR 1) CENTER VERTICALLY IN WALL
- NEW VERTICAL METAL WALL PANEL, MWP-1 (COLOR 4)
- NEW ALUMINUM WRAPPED ON TRTD WOOD NAILER (COLOR 2)
- NEW ALUMINUM WRAPPED ON TRTD. WOOD NAILER (COLOR 3)
- NEW METAL CORNER TRIM BY METAL WALL PANEL MANUFACTURE (COLOR 3)
- EXISTING BRICK TO REMAIN.
- EXISTING BRICK TO BE PAINTED TO MATCH COLOR 1.
- EXIST. COLUMN TO REMAIN.
- EXISTING OVERHEAD DOORS TO BE PAINTED (COLOR 3)
- EXISTING METAL COPING TO REMAN.
- NEW METAL COPING OR GRAVEL STOP (COLOR 3). REFER TO DETAIL SHEET.
- EXISTING RAILING TO BE PAINTED (BY OTHERS)
- EXISTING FENCE TO REMAIN.
- EXISTING LIGHT FIXTURE TO REMAIN.
- EXISTING HOOKS FOR HOLIDAY DECORATIONS TO REMAIN.
- NEW CAST ALUMINUM LETTERS, 24" H.
- NEW CAST ALUMINUM LETTERS, 12" H.
- NEW CAST ALUMINUM LETTERS, 8" H., ARIAL FONT
- NEW METAL SIGNAGE BY SIGNAGE CONTRACTOR.
- GUTTER AND DOWNSPOUTS. SEE EXTERIOR ELEVATION GENERAL NOTE 1.
- EXISTING METAL ROOF TO REMAIN.
- PAINT EXISTING WOOD LOUVERS (COLOR 4). PROVIDE NEW 2X6 WOOD TREATED WOOD NAILERS WRAPPED IN ALUM. AROUND PERIMETER OF LOUVER (COLOR 4). REMOVE AND REPLACE NEW INSECT SCREEN.
- EXISTING METAL SCREEN.
- EXISTING FASCIA TO REMAIN
- EXISTING METAL WALL PANEL TO REMAIN
- EXISTING SOFFIT TO REMAIN
- NEW REFLECTED STRIP APPLIED TO OVERHEAD DOOR. TYP FOR ALL.



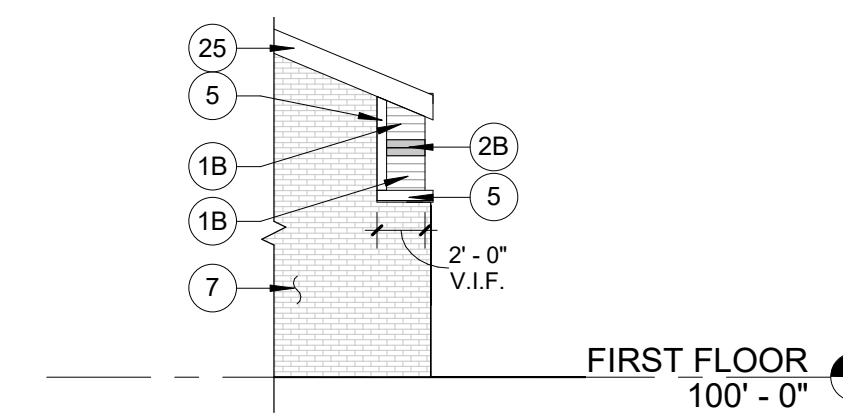
5
A301
FIRE ADMINISTRATION
EAST ELEVATION
1/8" = 1'-0"



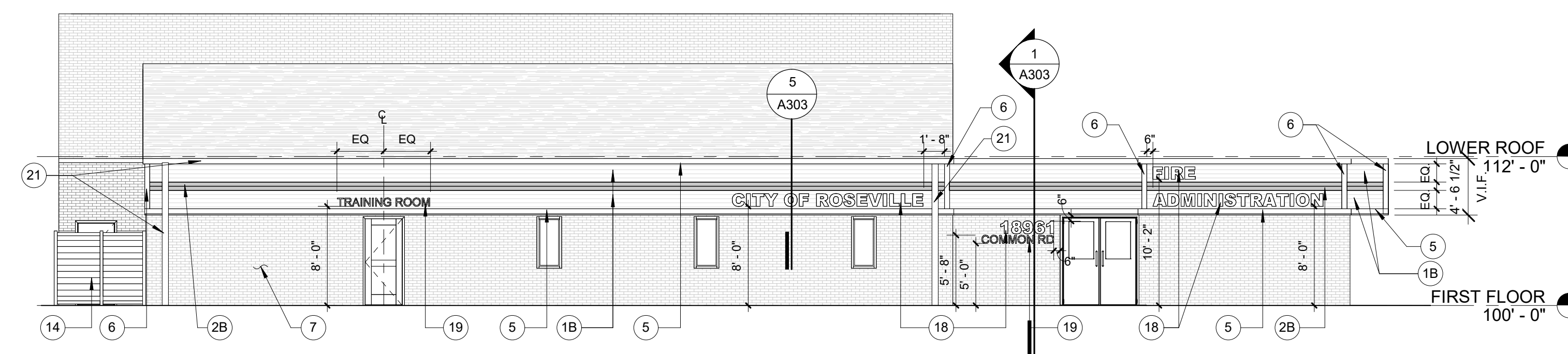
4
A302
FIRE ADMINISTRATION
ENTRANCE ELEVATION
1/8" = 1'-0"



3
A301
FIRE ADMINISTRATION
NORTH ELEVATION
1/8" = 1'-0"



2
A301
FIRE ADMINISTRATION
WEST ELEVATION
1/8" = 1'-0"



1
A301
FIRE ADMINISTRATION
SOUTH ELEVATION
1/8" = 1'-0"


06/09/2026	BID ISSUE
DATE	SUBMITTALS/REVISIONS

PROJECT NAME:
**FIRE DEPARTMENT
FACADE
UPGRADES**

SHEET TITLE:
**FIRE
ADMINISTRATION
EXTERIOR
ELEVATION**

CLIENT:
CITY OF ROSEVILLE

<input type="checkbox"/> PRELIMINARY	<input type="checkbox"/> CONSTRUCTION	<input type="checkbox"/> RECORD
DRAWN BY: JMS	DESIGNED BY: JMS	
CHECKED BY: BLC	DATE: JAN. 2026	
SCALE: AS NOTED		



UTILITY INFORMATION, AS SHOWN, INDICATES APPROXIMATE LOCATIONS AND TYPES OF EXISTING FACILITIES ONLY, AS DISCLOSED BY RECORDS PROVIDED TO THIS FIRM FROM THE VARIOUS UTILITY COMPANIES. NO GUARANTEE IS GIVEN OR IMPLIED AS TO THE COMPLETENESS OR ACCURACY THEREOF.

PRIOR TO CONSTRUCTION, ALL LOCATIONS AND DEPTHS OF EXISTING OVERHEAD AND UNDERGROUND UTILITIES IN CONFLICT WITH THE CONSTRUCTION OF THESE PROPOSED IMPROVEMENTS SHALL BE VERIFIED IN THE FIELD DURING THE CONSTRUCTION. THE CONTRACTOR SHALL PROTECT AND SUPPORT ALL UTILITIES THAT ARE ENCOUNTERED. (ALL COSTS FOR UTILITY LOCATION, VERIFICATION, SUPPORT AND PROTECTION SHALL BE INCLUDED IN THE PROPOSED PAY ITEM CONFLICTING WITH THAT UTILITY).

DURING CONSTRUCTION, THE CONTRACTOR SHALL USE EXTREME CAUTION WHEN OPERATING NEAR ANY AND ALL OVERHEAD AND / OR BURIED UTILITIES.

PROJECT NO. 0100-0579

M:\0100\0100-0579\CAD\Drawings\Construction\Arch\0100-0579 Roseville Fire Department_JMS.rvt 6/9/2026 1:15:49 PM

SHEET NO.

A302

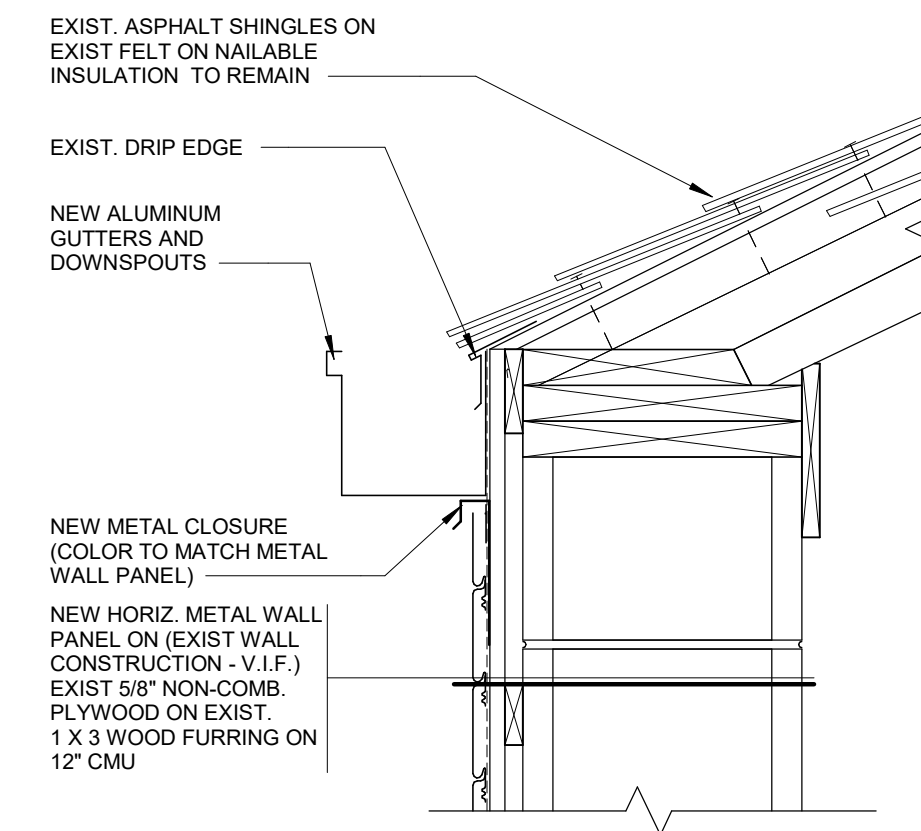


ANDERSON, ECKSTEIN & WESTRICK, INC.
CIVIL ENGINEERS - SURVEYORS - ARCHITECTS

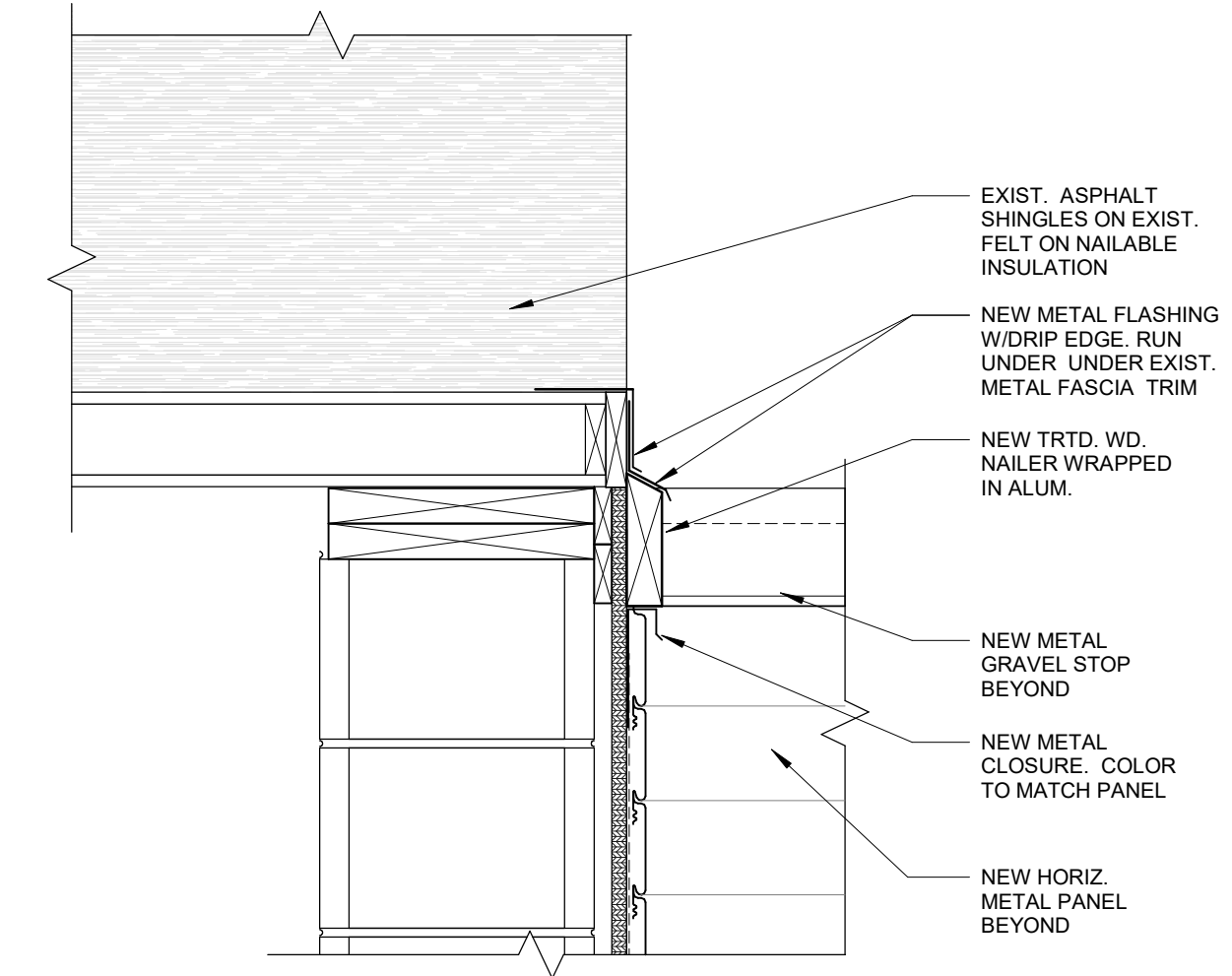
51301 Schoenherr Road
Shelby Township, MI 48315
586.726.1234 | aewinc.com

Engineering Strong Communities

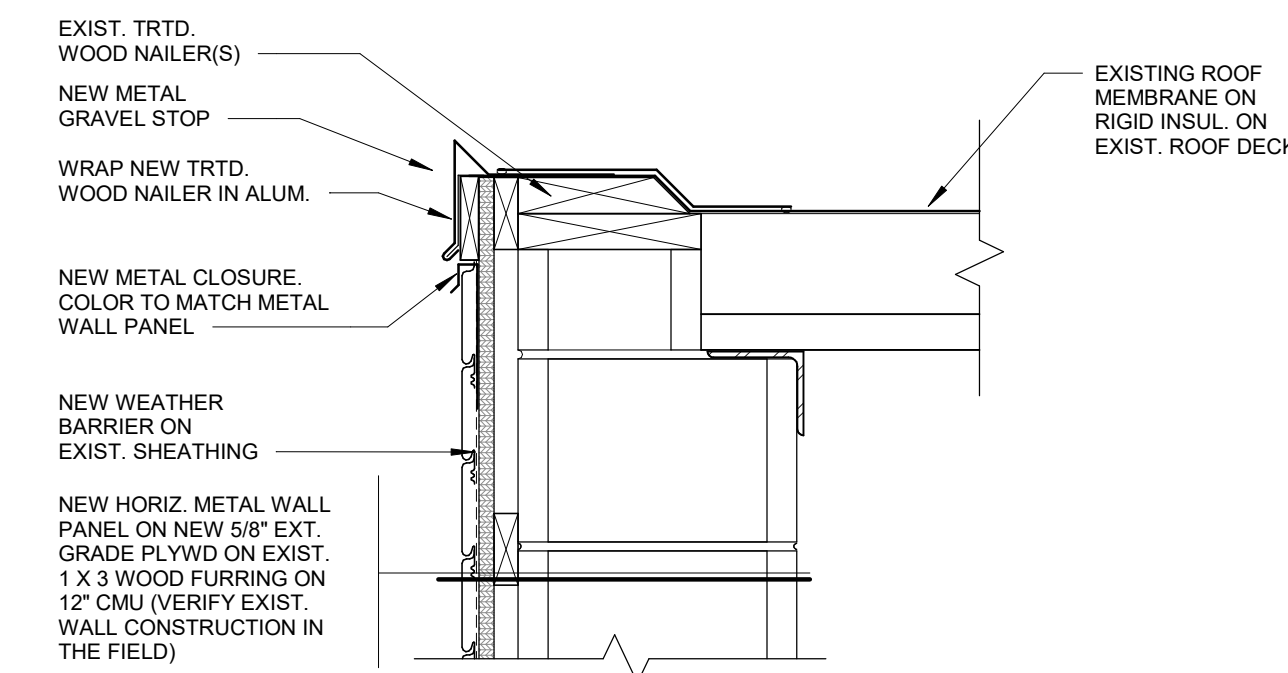
- NOTES:
- MWP-3 HORIZONTAL METAL PANEL: PER THE MANUFACTURER, THE HORIZONTAL METAL PANEL SHOULD BE INSTALLED STARTING AT THE TOP OF THE WALL AND WORK DOWN. ADD SEALANT BETWEEN THE LEGS TO PREVENT WATER BUILDING UP IN SEAM. THE MALE LEG SHOULD ALSO BE INSTALLED FACING DOWNWARDS.
 - REMOVE AND REPLACE ANY DAMAGED EXTERIOR SHEATHING PRIOR TO INSTALLATION METAL PANEL. REFER TO EXTERIOR ELEVATION GENERAL NOTE 3 ON SHEET A302.



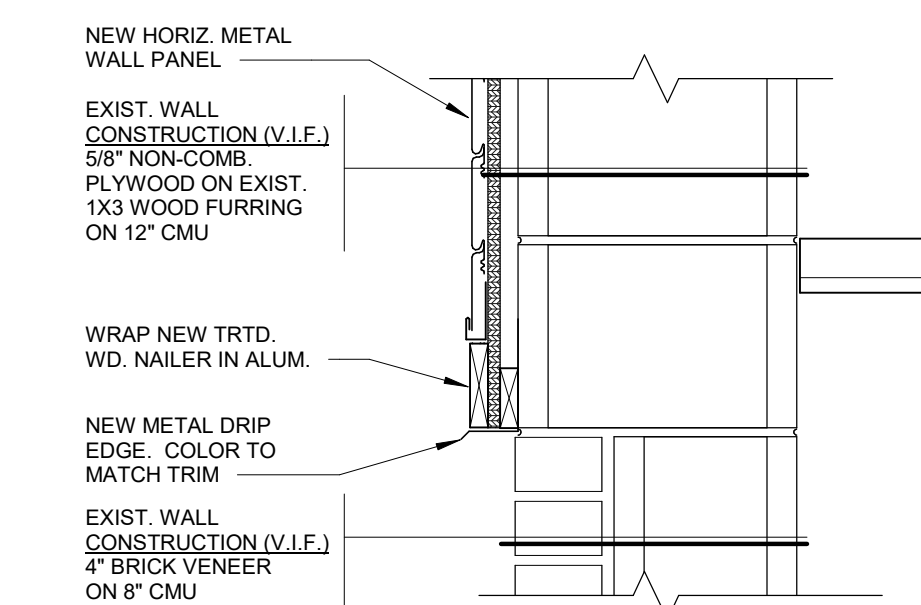
5 SECTION DETAIL
A302 1 1/2" = 1'-0"



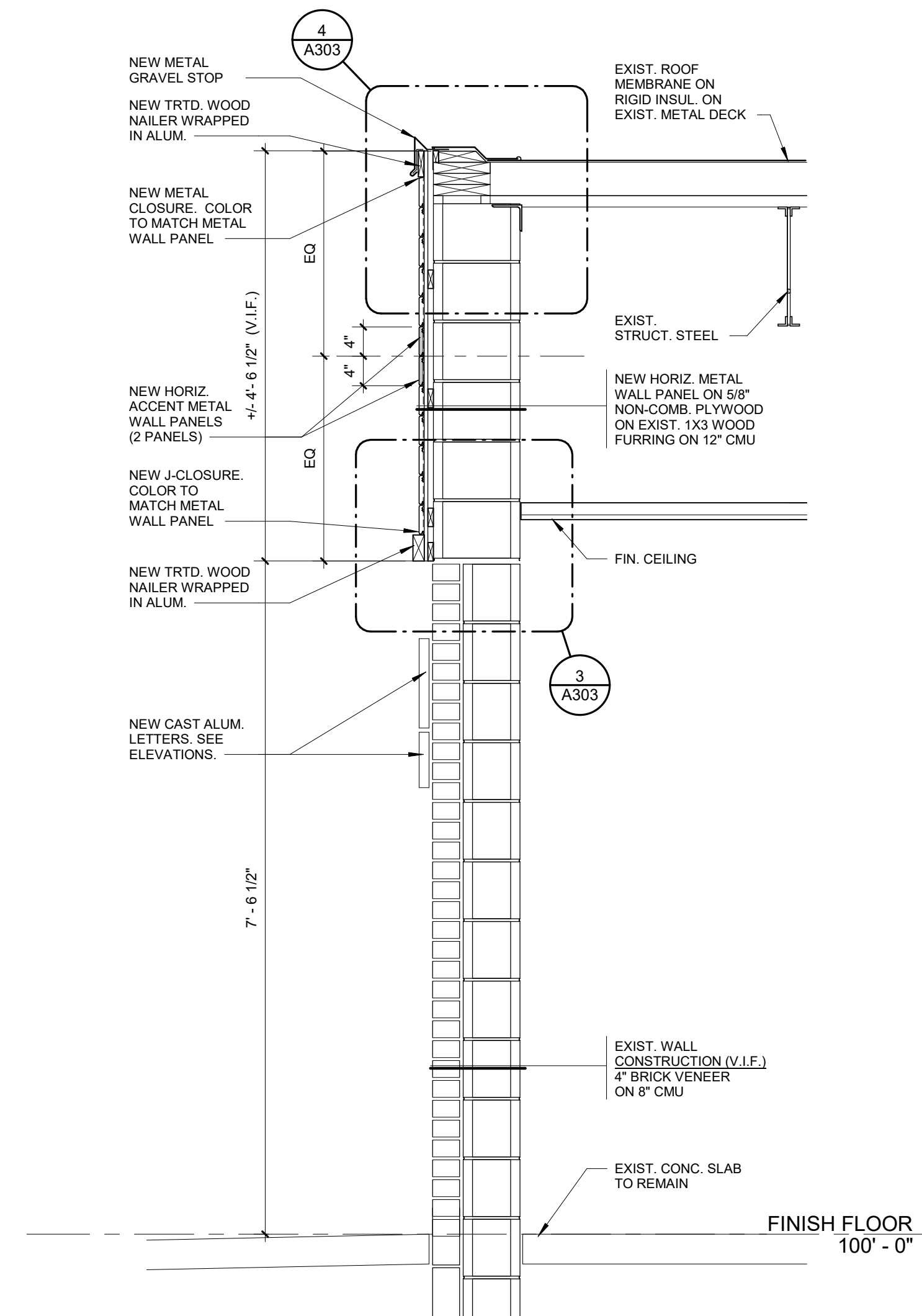
2 SECTION DETAIL
A302 1 1/2" = 1'-0"



4 SECTION DETAIL
A303 1 1/2" = 1'-0"



3 SECTION DETAIL
A303 1 1/2" = 1'-0"



1 WALL SECTION
A303 3/4" = 1'-0"


06/09/2026	BID ISSUE
DATE	SUBMITTALS/REVISIONS

PROJECT NAME:
**FIRE DEPARTMENT
FACADE
UPGRADES**

SHEET TITLE:
**FIRE
ADMINISTRATION
WALL SECTION AND
DETAILS**

CLIENT:
CITY OF ROSEVILLE

<input type="checkbox"/> PRELIMINARY	<input type="checkbox"/> CONSTRUCTION	<input type="checkbox"/> RECORD
DRAWN BY: KAN	DESIGNED BY: JMS	
CHECKED BY: BLC	DATE: FEB. 2026	
SCALE: AS NOTED		



UTILITY INFORMATION, AS SHOWN, INDICATES APPROXIMATE LOCATIONS AND TYPES OF EXISTING FACILITIES ONLY, AS DISCLOSED BY RECORDS PROVIDED TO THIS FIRM FROM THE VARIOUS UTILITY COMPANIES. NO GUARANTEE IS GIVEN OR IMPLIED AS TO THE COMPLETENESS OR ACCURACY THEREOF.

PRIOR TO CONSTRUCTION, ALL LOCATIONS AND DEPTHS OF EXISTING OVERHEAD AND UNDERGROUND UTILITIES IN CONTACT WITH THE CONSTRUCTION OF THESE PROPOSED IMPROVEMENTS) SHALL BE VERIFIED IN THE FIELD. DURING THE CONSTRUCTION, THE CONTRACTOR SHALL PROTECT AND SUPPORT ALL UTILITIES THAT ARE ENCOUNTERED. (ALL COSTS FOR UTILITY LOCATION, VERIFICATION, SUPPORT AND PROTECTION SHALL BE INCLUDED IN THE PROPOSED PAY ITEM CONFLICTING WITH THAT UTILITY).

DURING CONSTRUCTION, THE CONTRACTOR SHALL USE EXTREME CAUTION WHEN OPERATING NEAR ANY AND ALL OVERHEAD AND / OR BURIED UTILITIES.

PROJECT NO. 0100-0579

M:\0100\0100-0579\CAD Drawings\Construction\Arch\0100-0579 Roseville Fire Department_RIS.rvt 6/9/2026 1:35:41 PM

SHEET NO.

A303